



August 1-28<sup>th</sup> 2024  
MONTHLY REPORT

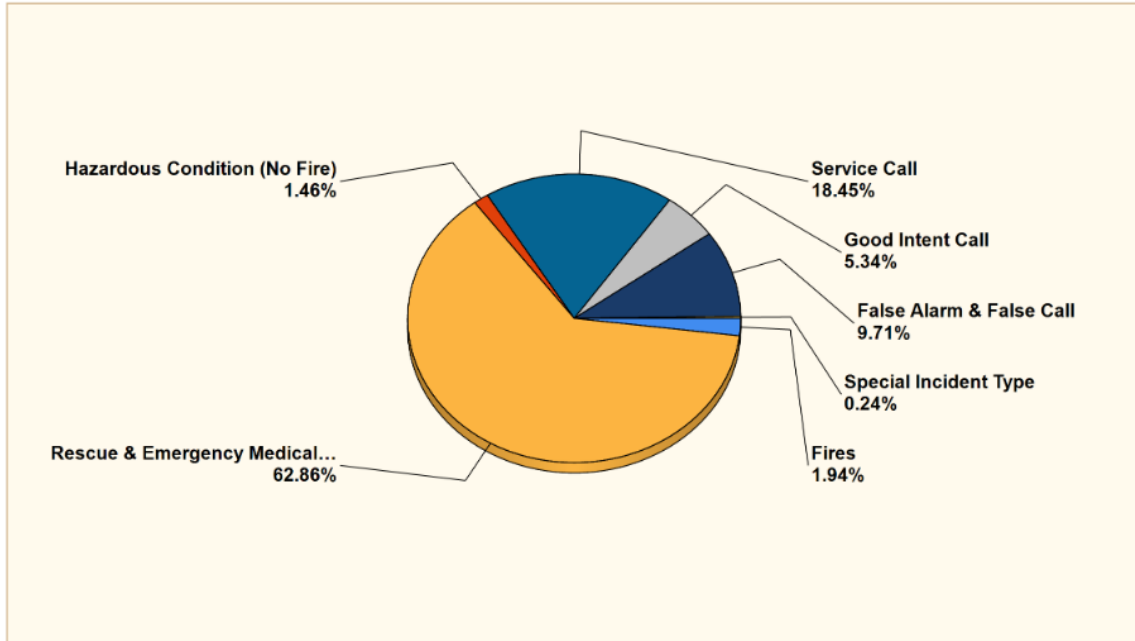
Brian McHone  
Fire Chief

# CALL VOLUMES

## Total Incidents: 413

### Breakdown by Major Incident Types for Date Range

Zone(s): All Zones | Start Date: 08/01/2024 | End Date: 08/28/2024



INCIDENT TYPE	CITY	DISTRICT	OUT OF AREA	TOTAL	% OF TOTAL
FIRES	4	4		8	1.94%
STRUCTURES		0	1	0	
GRASS		2	1	0	
VEHICLE		1	1	0	
CONFINED		0	1	0	
OTHER		1	0	0	
MUTUAL AID		0	0	0	
OVERPRESSURE	0	0	0	0	0.00%
RESCUE & EMERGENCY MEDICAL SERVICE	173	87	0	260	62.95%
HAZARDOUS CONDITION (NO FIRE)	3	3	0	6	1.45%
SERVICE CALL	55	20	1	76	18.40%
GOOD INTENT CALL	9	10	3	22	5.33%
FALSE ALARM & FALSE CALL	25	15	0	40	9.69%
SPECIAL INCIDENT TYPE	1	0	0	1	0.24%
SEVERE WEATHER & NATURAL DISASTER	0	0	0	0	0.00%
<b>TOTAL</b>	<b>270</b>	<b>139</b>	<b>4</b>	<b>413</b>	<b>100.00%</b>

Fires - 8

15 Lynell pl.

Loss: \$120,000.00

Saved: \$407,500.00

Structure -1

Grass Fires -3

Vehicle Fires-2

Confined -1

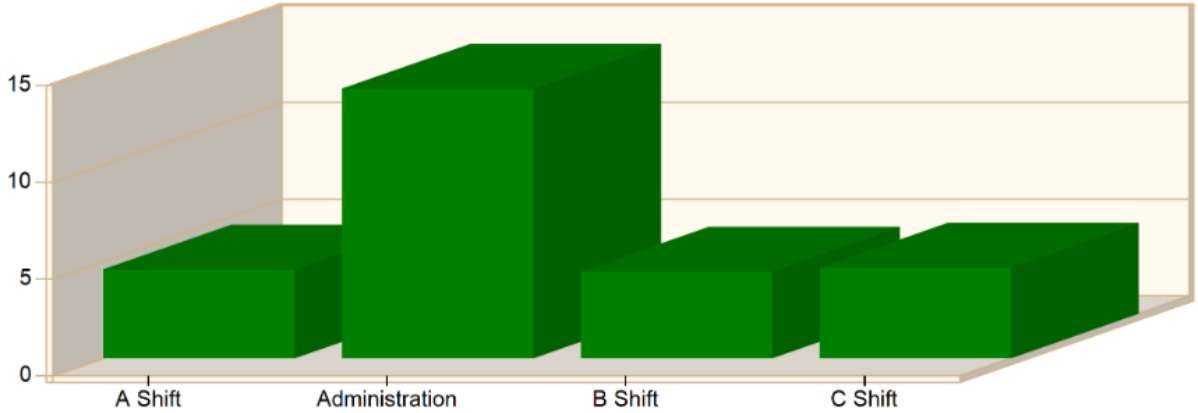
Other - 1

Mutual Aid - 0

# AVERAGE RESPONSE TIMES

## Incident Average Response Time per Shift for Date Range

Start Date: 08/01/2024 | End Date: 08/28/2024



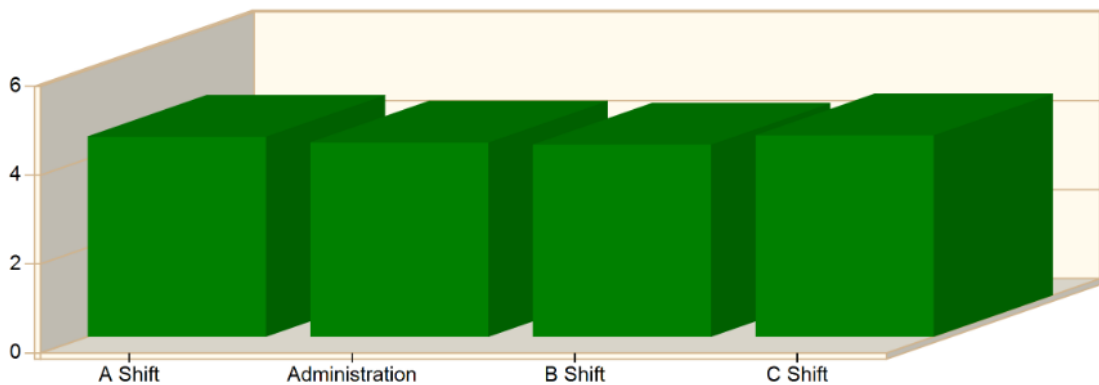
SHIFT	AVERAGE RESPONSE TIME (min) (Dispatch to Arrived)	CALLS
A Shift	4.58	110
Administration	13.92	1
B Shift	4.47	138
C Shift	4.67	161
<b>Total Number of Calls:</b>		<b>410</b>

# YEAR TO DATE

## AVERAGE RESPONSE TIMES

### Incident Average Response Time per Shift for Date Range

Start Date: 01/01/2024 | End Date: 08/28/2024

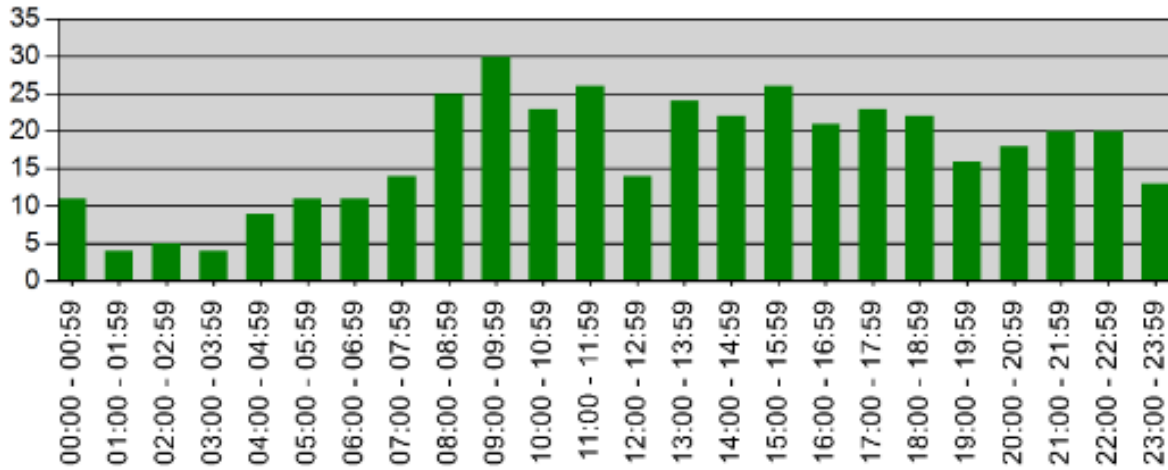


SHIFT	AVERAGE RESPONSE TIME (min) (Dispatch to Arrived)	CALLS
A Shift	4.50	1117
Administration	4.37	41
B Shift	4.32	1185
C Shift	4.53	1162
<b>Total Number of Calls:</b>		<b>3505</b>

# TIME OF DAY AUGUST

## Incidents by Hour for Apparatus for Date Range

Apparatus: All Apparatus | Start Date: 08/01/2024 | End Date: 08/28/2024

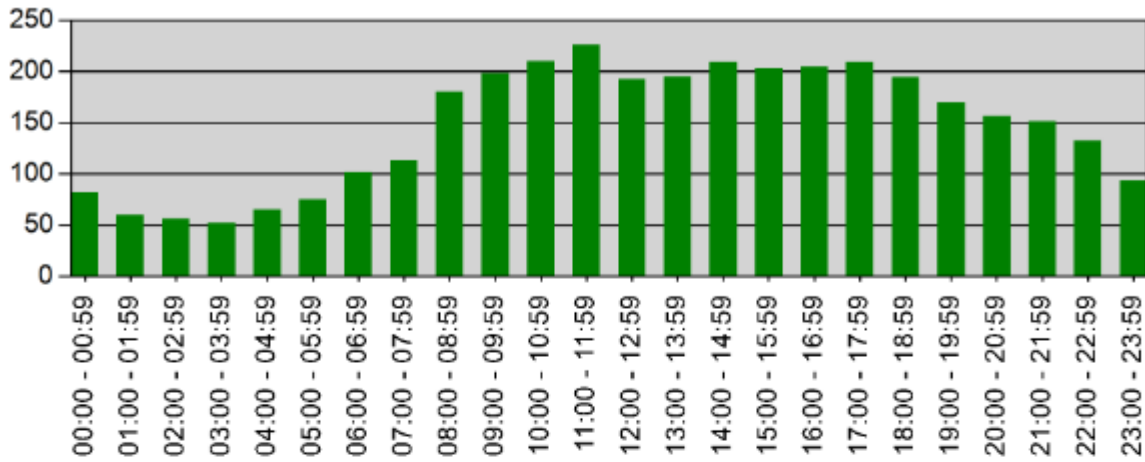


TIME	# INCIDENTS
00:00 - 00:59	11
01:00 - 01:59	4
02:00 - 02:59	5
03:00 - 03:59	4
04:00 - 04:59	9
05:00 - 05:59	11
06:00 - 06:59	11
07:00 - 07:59	14
08:00 - 08:59	25
09:00 - 09:59	30
10:00 - 10:59	23
11:00 - 11:59	26
12:00 - 12:59	14
13:00 - 13:59	24
14:00 - 14:59	22
15:00 - 15:59	26
16:00 - 16:59	21
17:00 - 17:59	23
18:00 - 18:59	22
19:00 - 19:59	16
20:00 - 20:59	18
21:00 - 21:59	20
22:00 - 22:59	20
23:00 - 23:59	13

# TIME OF DAY YEAR TO DATE

## Incidents by Hour for Apparatus for Date Range

Apparatus: All Apparatus | Start Date: 01/01/2024 | End Date: 08/28/2024



TIME	# INCIDENTS
00:00 - 00:59	82
01:00 - 01:59	60
02:00 - 02:59	56
03:00 - 03:59	52
04:00 - 04:59	65
05:00 - 05:59	75
06:00 - 06:59	102
07:00 - 07:59	113
08:00 - 08:59	180
09:00 - 09:59	198
10:00 - 10:59	210
11:00 - 11:59	226
12:00 - 12:59	192
13:00 - 13:59	195
14:00 - 14:59	209
15:00 - 15:59	203
16:00 - 16:59	204
17:00 - 17:59	209
18:00 - 18:59	194
19:00 - 19:59	169
20:00 - 20:59	156
21:00 - 21:59	151
22:00 - 22:59	132
23:00 - 23:59	93

## CODES ENFORCEMENT/FIRE PREVENTION

TOTAL INSPECTIONS : 149

City -100     Dist. - 49

PLAN REVIEWS/CONFERENCES -21

### **New Construction/ New Businesses**

Adult Center for Family Medicine	305 Tanner rd.
Berry Flawless Aesthetics & Spa	535 W Butler rd. #C
CIES Centrodell Inmirante LLC	116 Renaissance cir.
Total Wireless	1451 Woodruff rd. #H
SC Agency LLC	140 Bridges rd. #G2
Peak Workforce Solutions	127 Tanner rd.
Maritage Homes Renovations	701 Brookfield Pkwy.
Key Real Estate	400 S main st.
Fresh Start Handwash and Detail	19 E Butler rd.
Ethical Services Inc. dba Ethical	310 New Neely Ferry Rd.
Deeper Roots Therapy	140 Bridges rd.

## **FIRE PREVENTION**

During the month of August, the fire department participated in 65 events that included 4 Community events, 6 fire prevention, 8 Car Seat installations, and 47 Smoke/carbon monoxide alarm installations.

## **TRAINING HOURS**

**Total MFD Training Hours for August 2024 = 1,647.00 hours.**