



June 2024
MONTHLY REPORT

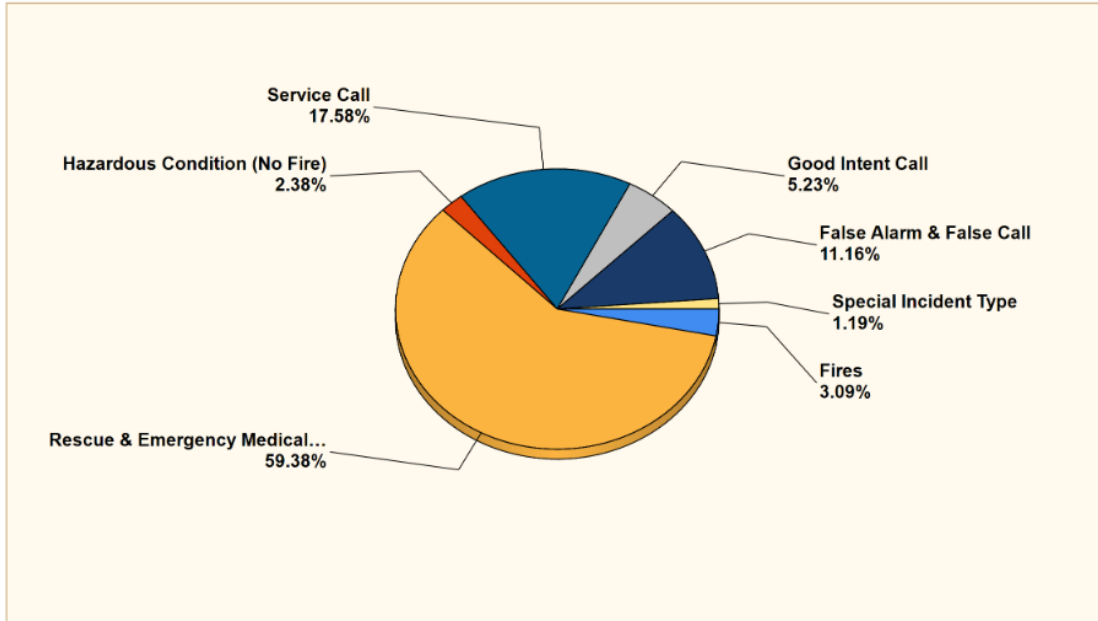
Brian McHone
Fire Chief

CALL VOLUMES

Total Incidents: 421

Breakdown by Major Incident Types for Date Range

Zone(s): All Zones | Start Date: 06/01/2024 | End Date: 06/30/2024



INCIDENT TYPE	CITY	DISTRICT	OUT OF AREA	TOTAL	% OF TOTAL
FIRES	8	4	1	13	3.09%
STRUCTURES	1	1	0		
GRASS	4	3	0		
VEHICLE	1	0	0		
CONFINED	0	0	0		
OTHER	2	0	0		
MUTUAL AID	0	0	1		
OVERPRESSURE	0	0	0	0	0.00%
RESCUE & EMERGENCY MEDICAL SERVICE	145	103	2	250	59.38%
HAZARDOUS CONDITION (NO FIRE)	7	3	0	10	2.38%
SERVICE CALL	52	22	0	74	17.58%
GOOD INTENT CALL	11	9	2	22	5.23%
FALSE ALARM & FALSE CALL	35	12	0	47	11.16%
SPECIAL INCIDENT TYPE	4	1	0	5	1.19%
SEVERE WEATHER & NATURAL DISASTER	0	0	0	0	0.00%
TOTAL	262	154	5	421	100.00%

Fires - 13

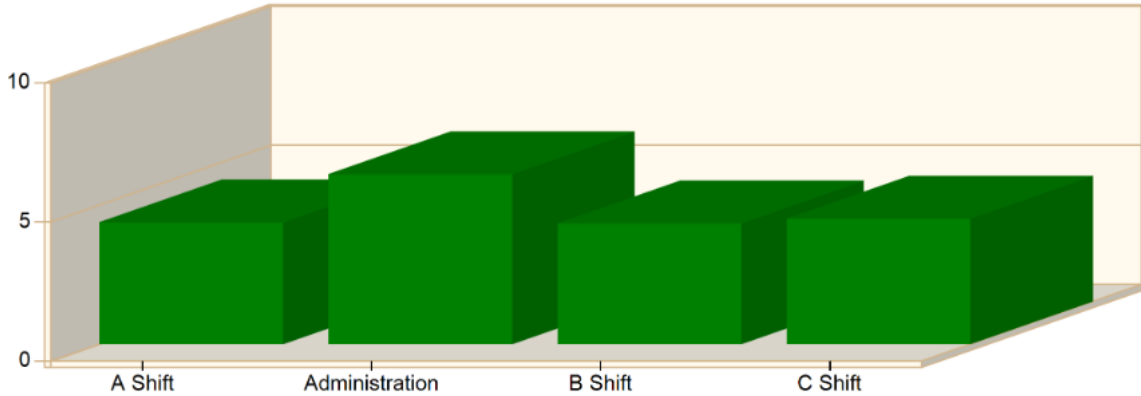
34 Canso St.	Loss: \$20,000.00	Saved: \$450,000.00
821 Walden creek way	Loss: \$500.00	Saved: \$3,229,000.00

- Structure -2
- Grass Fires -7
- Vehicle Fires-1
- Confined -0
- Other - 2
- Mutual Aid - 1

AVERAGE RESPONSE TIMES

Incident Average Response Time per Shift for Date Range

Start Date: 06/01/2024 | End Date: 06/30/2024



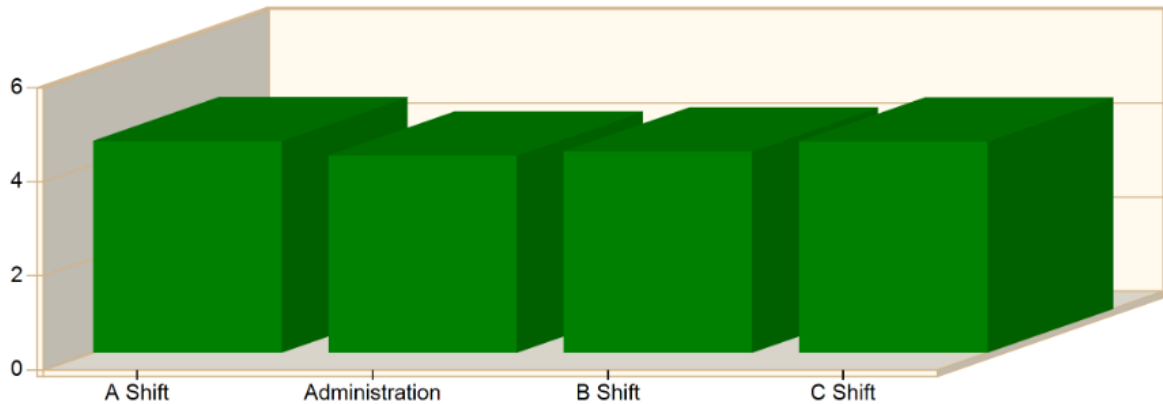
SHIFT	AVERAGE RESPONSE TIME (min) (Dispatch to Arrived)	CALLS
A Shift	4.38	136
Administration	6.11	4
B Shift	4.34	146
C Shift	4.51	131
Total Number of Calls:		417

YEAR TO DATE

AVERAGE RESPONSE TIMES

Incident Average Response Time per Shift for Date Range

Start Date: 01/01/2024 | End Date: 06/30/2024

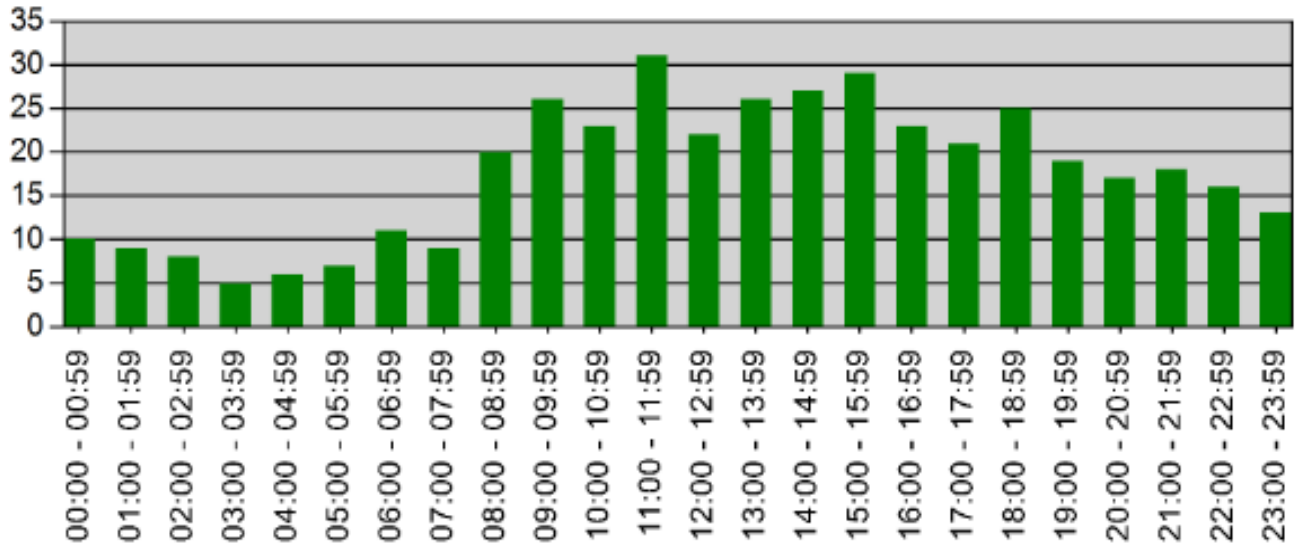


SHIFT	AVERAGE RESPONSE TIME (min) (Dispatch to Arrived)	CALLS
A Shift	4.50	845
Administration	4.19	25
B Shift	4.28	861
C Shift	4.49	856
Total Number of Calls:		2587

TIME OF DAY JUNE

Incidents by Hour for Apparatus for Date Range

Apparatus: All Apparatus | Start Date: 06/01/2024 | End Date: 06/30/2024

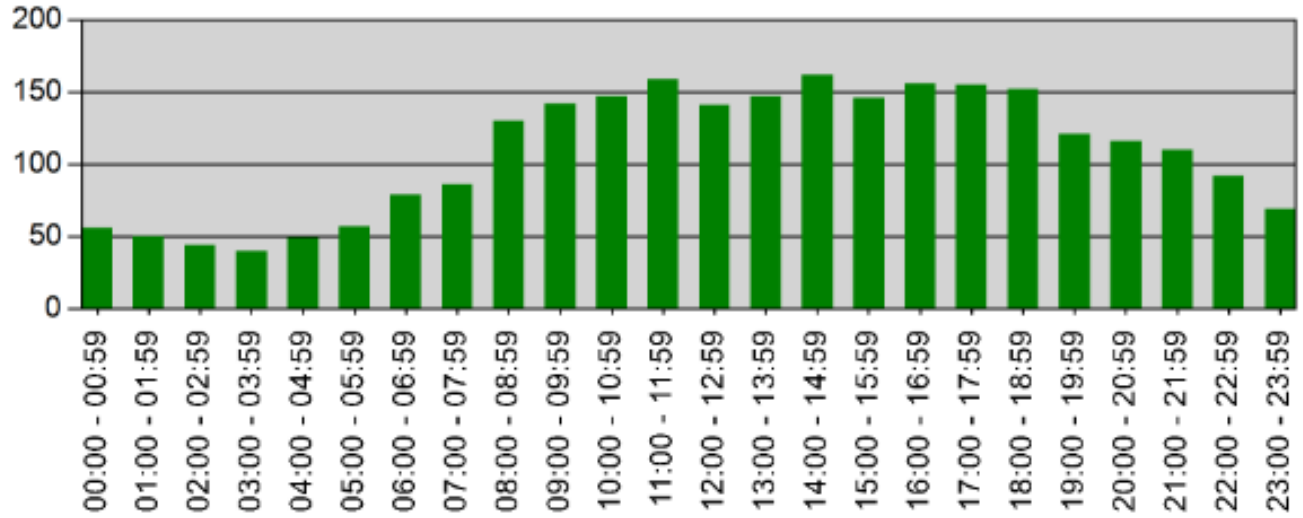


TIME	# INCIDENTS
00:00 - 00:59	10
01:00 - 01:59	9
02:00 - 02:59	8
03:00 - 03:59	5
04:00 - 04:59	6
05:00 - 05:59	7
06:00 - 06:59	11
07:00 - 07:59	9
08:00 - 08:59	20
09:00 - 09:59	26
10:00 - 10:59	23
11:00 - 11:59	31
12:00 - 12:59	22
13:00 - 13:59	26
14:00 - 14:59	27
15:00 - 15:59	29
16:00 - 16:59	23
17:00 - 17:59	21
18:00 - 18:59	25
19:00 - 19:59	19

TIME OF DAY YEAR TO DATE

Incidents by Hour for Apparatus for Date Range

Apparatus: All Apparatus | Start Date: 01/01/2024 | End Date: 06/30/2024



TIME	# INCIDENTS
00:00 - 00:59	56
01:00 - 01:59	50
02:00 - 02:59	44
03:00 - 03:59	40
04:00 - 04:59	49
05:00 - 05:59	57
06:00 - 06:59	79
07:00 - 07:59	86
08:00 - 08:59	130
09:00 - 09:59	142
10:00 - 10:59	147
11:00 - 11:59	159
12:00 - 12:59	141
13:00 - 13:59	147
14:00 - 14:59	162
15:00 - 15:59	146
16:00 - 16:59	156
17:00 - 17:59	155
18:00 - 18:59	152
19:00 - 19:59	121

FIRE PREVENTION

During the month of June, the fire department participated in 17 events that included 3 Community events, 4 fire prevention, 8 Car Seat installations, and 2 Smoke/carbon monoxide alarm installations.

TRAINING HOURS

Total MFD Training Hours for June 2024= 1,105.5 hours.