



April 2024
MONTHLY REPORT

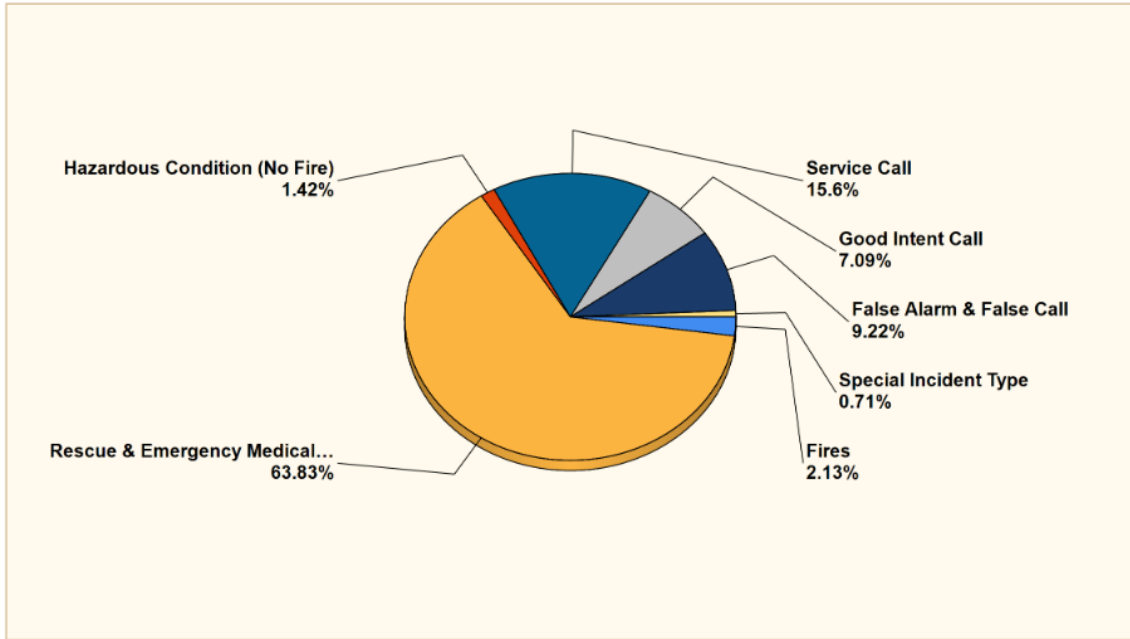
Brian McHone
Fire Chief

CALL VOLUMES

Total Incidents: 423

Breakdown by Major Incident Types for Date Range

Zone(s): All Zones | Start Date: 04/01/2024 | End Date: 04/30/2024



INCIDENT TYPE	CITY	DISTRICT	OUT OF AREA	TOTAL	% OF TOTAL
FIRES	5	2	2	9	2.13%
STRUCTURES		2	1	0	
GRASS		3	0	0	
VEHICLE		0	1	0	
CONFINED		0	0	0	
OTHER		0	0	0	
MUTUAL AID		0	0	2	
OVERPRESSURE	0	0	0	0	0.00%
RESCUE & EMERGENCY MEDICAL SERVICE	180	90	0	270	63.83%
HAZARDOUS CONDITION (NO FIRE)	4	2	0	6	1.42%
SERVICE CALL	46	18	2	66	15.60%
GOOD INTENT CALL	13	12	5	30	7.09%
FALSE ALARM & FALSE CALL	32	7	0	39	9.22%
SPECIAL INCIDENT TYPE	3	0	0	3	0.71%
SEVERE WEATHER & NATURAL DISASTER	0	0	0	0	0.00%
TOTAL	283	131	9	423	100.00%

Fires - 9

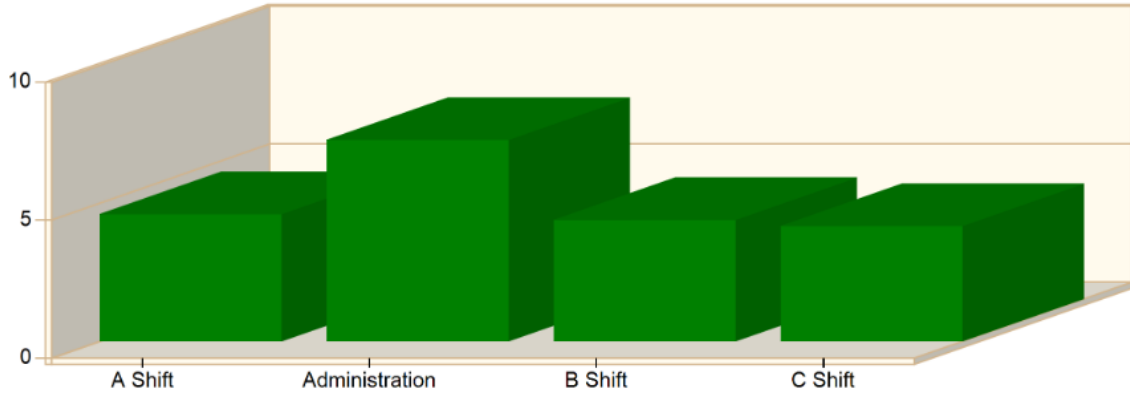
6 Pheasant ct.	Loss: \$400.00	Saved: \$338,200.00
207 Edmondston ct.	Loss: \$0.00	Saved: \$165,850.00
1451 Woodruff rd. #K	Loss: \$0.00	Saved: \$536,413.68

Structure -3
 Grass Fires -3
 Vehicle Fires-1
 Confined -0
 Other - 0
 Mutual Aid - 2

AVERAGE RESPONSE TIMES

Incident Average Response Time per Shift for Date Range

Start Date: 04/01/2024 | End Date: 04/30/2024



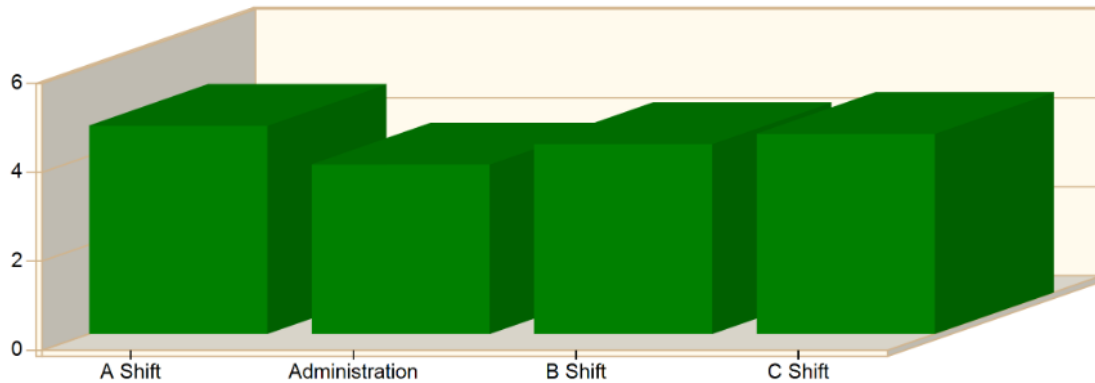
SHIFT	AVERAGE RESPONSE TIME (min) (Dispatch to Arrived)	CALLS
A Shift	4.61	133
Administration	7.30	6
B Shift	4.40	139
C Shift	4.18	142
Total Number of Calls:		420

YEAR TO DATE

AVERAGE RESPONSE TIMES

Incident Average Response Time per Shift for Date Range

Start Date: 01/01/2024 | End Date: 04/30/2024

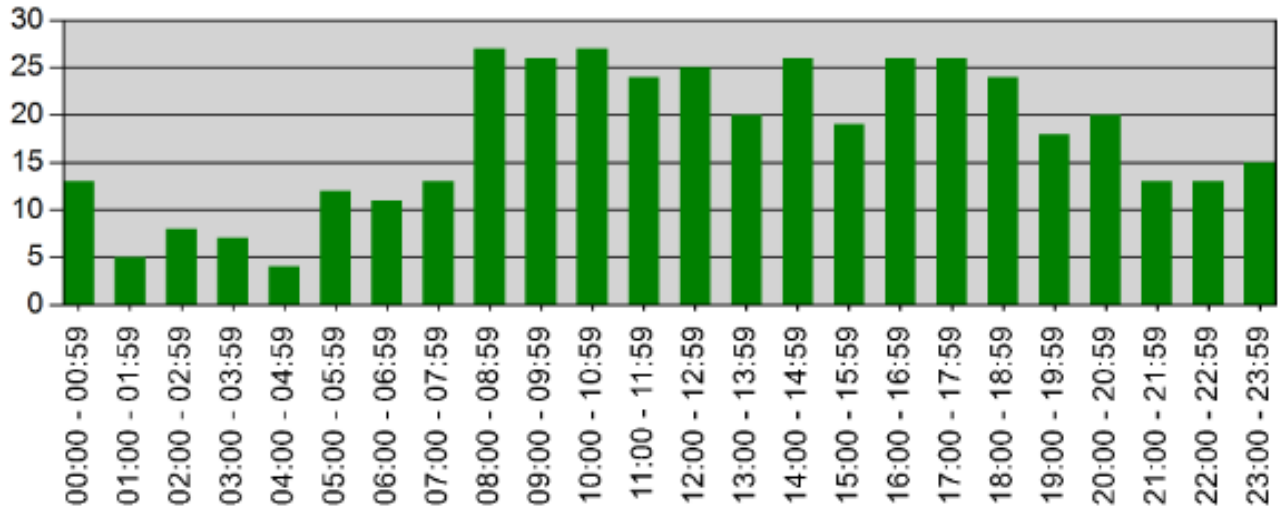


SHIFT	AVERAGE RESPONSE TIME (min) (Dispatch to Arrived)	CALLS
A Shift	4.68	546
Administration	3.81	15
B Shift	4.27	564
C Shift	4.50	565
Total Number of Calls:		1690

TIME OF DAY APRIL

Incidents by Hour for Apparatus for Date Range

Apparatus: All Apparatus | Start Date: 04/01/2024 | End Date: 04/30/2024

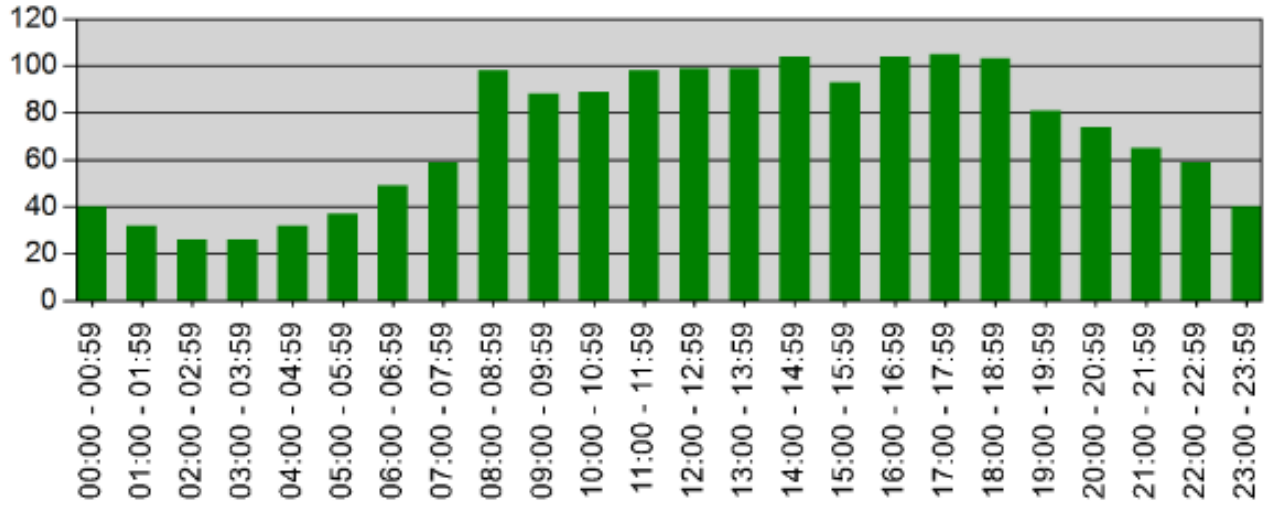


TIME	# INCIDENTS
00:00 - 00:59	13
01:00 - 01:59	5
02:00 - 02:59	8
03:00 - 03:59	7
04:00 - 04:59	4
05:00 - 05:59	12
06:00 - 06:59	11
07:00 - 07:59	13
08:00 - 08:59	27
09:00 - 09:59	26
10:00 - 10:59	27
11:00 - 11:59	24
12:00 - 12:59	25
13:00 - 13:59	20
14:00 - 14:59	26
15:00 - 15:59	19
16:00 - 16:59	26
17:00 - 17:59	26
18:00 - 18:59	24
19:00 - 19:59	18
20:00 - 20:59	20
21:00 - 21:59	13
22:00 - 22:59	13
23:00 - 23:59	15

TIME OF DAY YEAR TO DATE

Incidents by Hour for Apparatus for Date Range

Apparatus: All Apparatus | Start Date: 01/01/2024 | End Date: 04/30/2024



TIME	# INCIDENTS
00:00 - 00:59	40
01:00 - 01:59	32
02:00 - 02:59	26
03:00 - 03:59	26
04:00 - 04:59	32
05:00 - 05:59	37
06:00 - 06:59	49
07:00 - 07:59	59
08:00 - 08:59	98
09:00 - 09:59	88
10:00 - 10:59	89
11:00 - 11:59	98
12:00 - 12:59	99
13:00 - 13:59	99
14:00 - 14:59	104
15:00 - 15:59	93
16:00 - 16:59	104
17:00 - 17:59	105
18:00 - 18:59	103
19:00 - 19:59	81
20:00 - 20:59	74
21:00 - 21:59	65
22:00 - 22:59	59
23:00 - 23:59	40

FIRE PREVENTION

During the month of April, the fire department participated in 17 events that included 4 Community events, 2 touch a truck, 2 Car Seat Installations, and 9 Smoke/carbon monoxide alarm installations.

TRAINING HOURS

Total MFD Training Hours for April 2024 = 1,438.5 hours.