



February 2024
MONTHLY REPORT

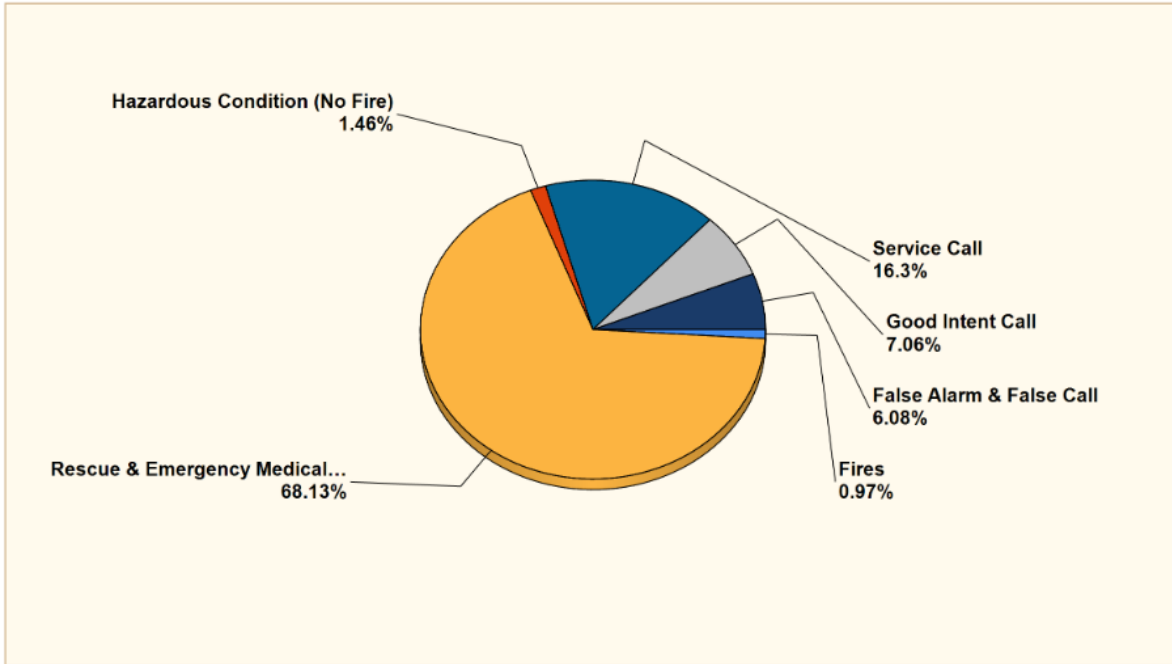
Brian McHone
Fire Chief

CALL VOLUMES

Total Incidents: 412

Breakdown by Major Incident Types for Date Range

Zone(s): All Zones | Start Date: 02/01/2024 | End Date: 02/29/2024



| INCIDENT TYPE | CITY | DISTRICT | OUT OF AREA | TOTAL | % OF TOTAL |
|------------------------------------|------------|------------|-------------|------------|----------------|
| FIRES | 2 | 2 | 0 | 4 | 0.97% |
| STRUCTURES | | 2 | 1 | 3 | |
| GRASS | 0 | 1 | 0 | 1 | |
| VEHICLE | 0 | 0 | 0 | 0 | |
| CONFINED | 0 | 0 | 0 | 0 | |
| OTHER | 0 | 0 | 0 | 0 | |
| MUTUAL AID | 0 | 0 | 0 | 0 | |
| OVERPRESSURE | 0 | 0 | 0 | 0 | 0.00% |
| RESCUE & EMERGENCY MEDICAL SERVICE | 181 | 93 | 0 | 280 | 67.96% |
| HAZARDOUS CONDITION (NO FIRE) | 6 | 0 | 0 | 6 | 1.46% |
| SERVICE CALL | 36 | 30 | 1 | 67 | 16.26% |
| GOOD INTENT CALL | 12 | 16 | 1 | 29 | 7.04% |
| FALSE ALARM & FALSE CALL | 17 | 9 | 0 | 26 | 6.31% |
| SPECIAL INCIDENT TYPE | 0 | 0 | 0 | 0 | 0.00% |
| SEVERE WEATHER & NATURAL DISASTER | 0 | 0 | 0 | 0 | 0.00% |
| TOTAL | 254 | 156 | 2 | 412 | 100.00% |

Fires - 4

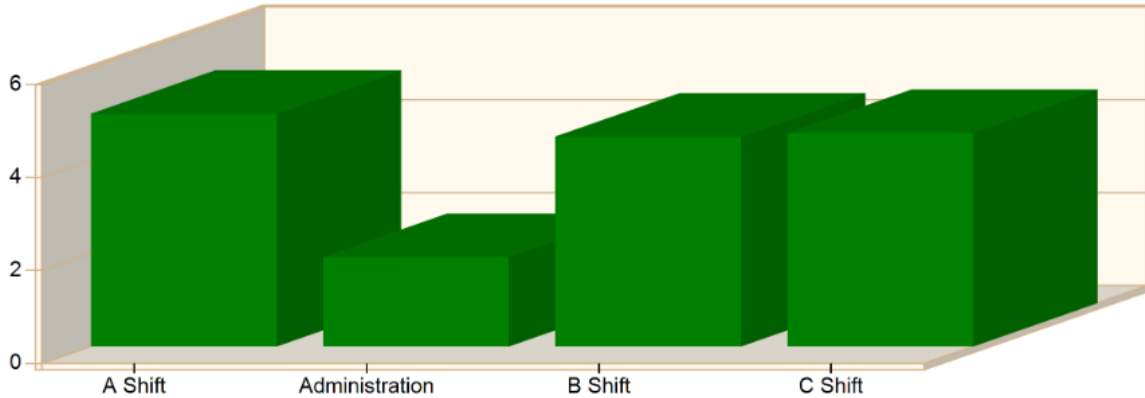
| | | |
|---------------------|-------------------|---------------------|
| 114 Clearfield Rd. | Loss: \$0.00 | Saved: \$255,270.00 |
| 10 Weston brook Way | Loss: \$750.00 | Saved: \$297,860.00 |
| 231 W Butler Rd | Loss: \$10,000.00 | Saved: \$678,123.84 |

Structure -3
 Grass Fires -1
 Vehicle Fires-0
 Confined - 0
 Other - 0
 Mutual Aid -0

AVERAGE RESPONSE TIMES

Incident Average Response Time per Shift for Date Range

Start Date: 02/01/2024 | End Date: 02/29/2024



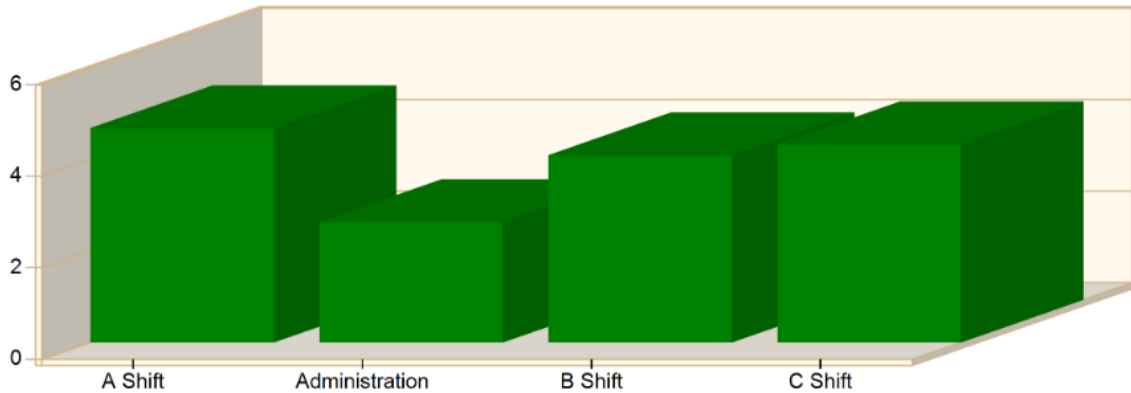
| SHIFT | AVERAGE RESPONSE TIME (min) (Dispatch to Arrived) | CALLS |
|-------------------------------|--|------------|
| A Shift | 5.00 | 126 |
| Administration | 1.92 | 1 |
| B Shift | 4.51 | 143 |
| C Shift | 4.59 | 139 |
| Total Number of Calls: | | 409 |

YEAR TO DATE

AVERAGE RESPONSE TIMES

Incident Average Response Time per Shift for Date Range

Start Date: 01/01/2024 | End Date: 02/29/2024

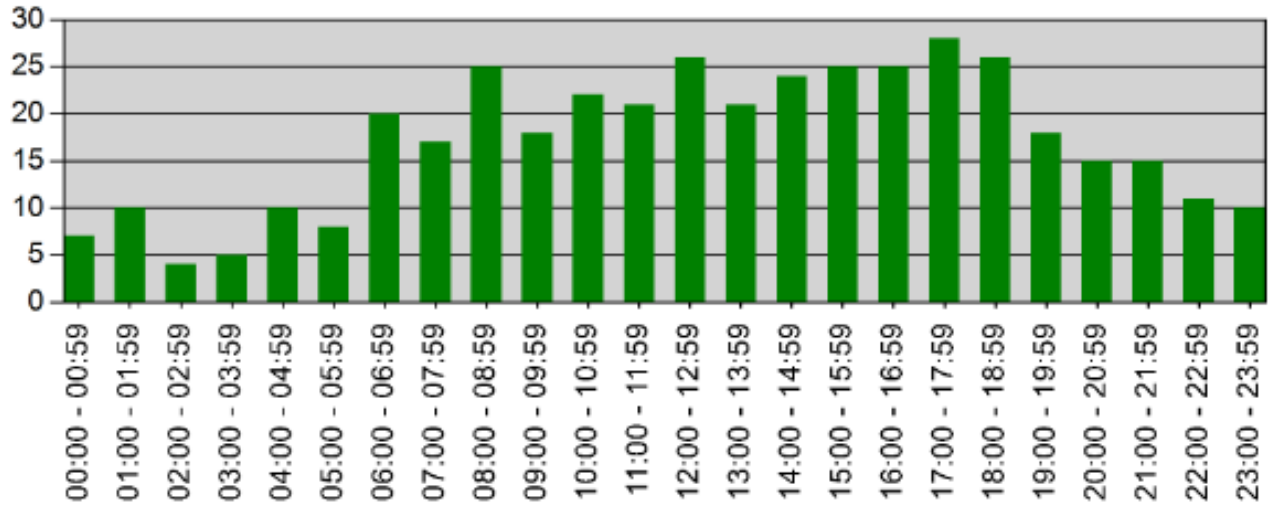


| SHIFT | AVERAGE RESPONSE TIME (min) (Dispatch to Arrived) | CALLS |
|-------------------------------|--|------------|
| A Shift | 4.68 | 283 |
| Administration | 2.63 | 5 |
| B Shift | 4.09 | 300 |
| C Shift | 4.33 | 288 |
| Total Number of Calls: | | 876 |

TIME OF DAY FEBRUARY

Incidents by Hour for Apparatus for Date Range

Apparatus: All Apparatus | Start Date: 02/01/2024 | End Date: 02/29/2024

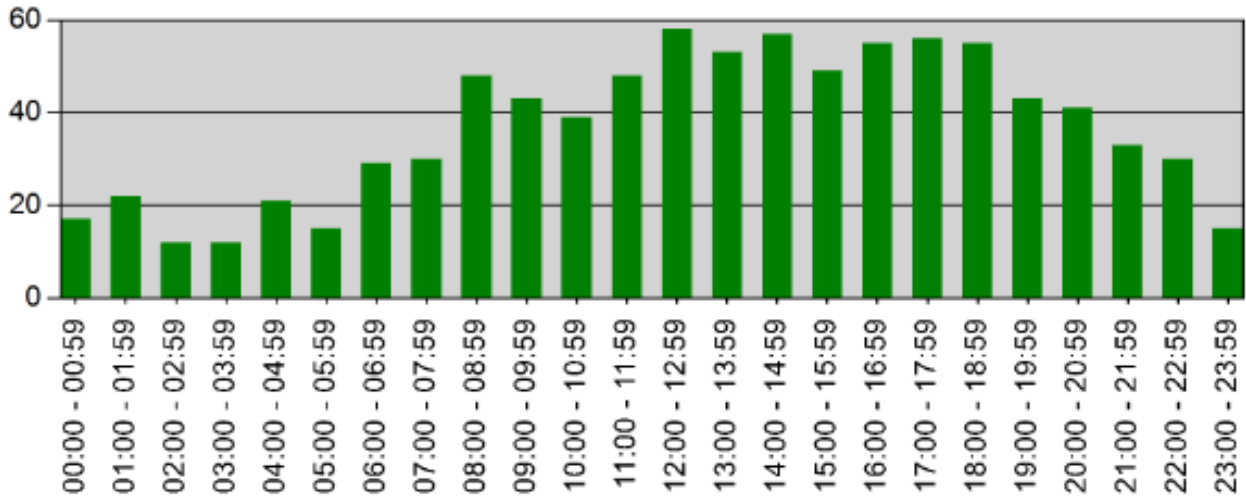


| TIME | # INCIDENTS |
|---------------|-------------|
| 00:00 - 00:59 | 7 |
| 01:00 - 01:59 | 10 |
| 02:00 - 02:59 | 4 |
| 03:00 - 03:59 | 5 |
| 04:00 - 04:59 | 10 |
| 05:00 - 05:59 | 8 |
| 06:00 - 06:59 | 20 |
| 07:00 - 07:59 | 17 |
| 08:00 - 08:59 | 25 |
| 09:00 - 09:59 | 18 |
| 10:00 - 10:59 | 22 |
| 11:00 - 11:59 | 21 |
| 12:00 - 12:59 | 26 |
| 13:00 - 13:59 | 21 |
| 14:00 - 14:59 | 24 |
| 15:00 - 15:59 | 25 |
| 16:00 - 16:59 | 25 |
| 17:00 - 17:59 | 28 |
| 18:00 - 18:59 | 26 |
| 19:00 - 19:59 | 18 |
| 20:00 - 20:59 | 15 |
| 21:00 - 21:59 | 15 |
| 22:00 - 22:59 | 11 |
| 23:00 - 23:59 | 10 |

TIME OF DAY YEAR TO DATE

Incidents by Hour for Apparatus for Date Range

Apparatus: All Apparatus | Start Date: 01/01/2024 | End Date: 02/29/2024



| TIME | # INCIDENTS |
|---------------|-------------|
| 00:00 - 00:59 | 17 |
| 01:00 - 01:59 | 22 |
| 02:00 - 02:59 | 12 |
| 03:00 - 03:59 | 12 |
| 04:00 - 04:59 | 21 |
| 05:00 - 05:59 | 15 |
| 06:00 - 06:59 | 29 |
| 07:00 - 07:59 | 30 |
| 08:00 - 08:59 | 48 |
| 09:00 - 09:59 | 43 |
| 10:00 - 10:59 | 39 |
| 11:00 - 11:59 | 48 |
| 12:00 - 12:59 | 58 |
| 13:00 - 13:59 | 53 |
| 14:00 - 14:59 | 57 |
| 15:00 - 15:59 | 49 |
| 16:00 - 16:59 | 55 |
| 17:00 - 17:59 | 56 |
| 18:00 - 18:59 | 55 |
| 19:00 - 19:59 | 43 |
| 20:00 - 20:59 | 41 |
| 21:00 - 21:59 | 33 |
| 22:00 - 22:59 | 30 |
| 23:00 - 23:59 | 15 |

FIRE PREVENTION

During the month of February, the fire department participated in 16 events that included 2 Community events, 3 CPR classes, 3 Car Seat Installations, and 8 Smoke/carbon monoxide alarm installations.

TRAINING HOURS

Total MFD Training Hours for February = 1,298.00