



September 2023
MONTHLY REPORT

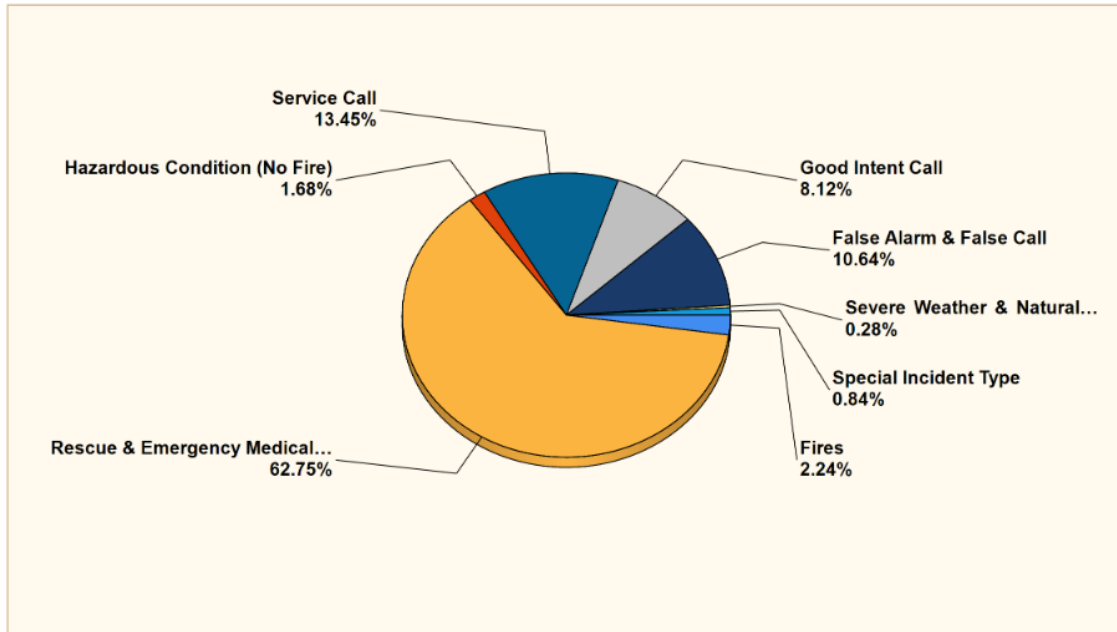
Brian McHone
Fire Chief

CALL VOLUMES

Total Incidents: 357

Breakdown by Major Incident Types for Date Range

Zone(s): All Zones | Start Date: 09/01/2023 | End Date: 09/30/2023



INCIDENT TYPE	CITY	DISTRICT	OUT OF AREA	TOTAL	% OF TOTAL
FIRES	5	3	0	8	2.24%
STRUCTURES		1	0	0	1
GRASS		3	1	0	4
VEHICLE		0	0	0	0
CONFINED		0	0	0	0
OTHER		1	2	0	3
MUTUAL AID		0	0	0	0
OVERPRESSURE	0		0	0	0.00%
RESCUE & EMERGENCY MEDICAL SERVICE	139	84	1	224	62.75%
HAZARDOUS CONDITION (NO FIRE)	6	0	0	6	1.68%
SERVICE CALL	31	17	0	48	13.45%
GOOD INTENT CALL	16	13	0	29	8.12%
FALSE ALARM & FALSE CALL	32	6	0	38	10.64%
SPECIAL INCIDENT TYPE	2	1	0	3	0.84%
SEVERE WEATHER & NATURAL DISASTER	1	0	0	1	0.28%
TOTAL			1	357	100.00%

Fires - 5

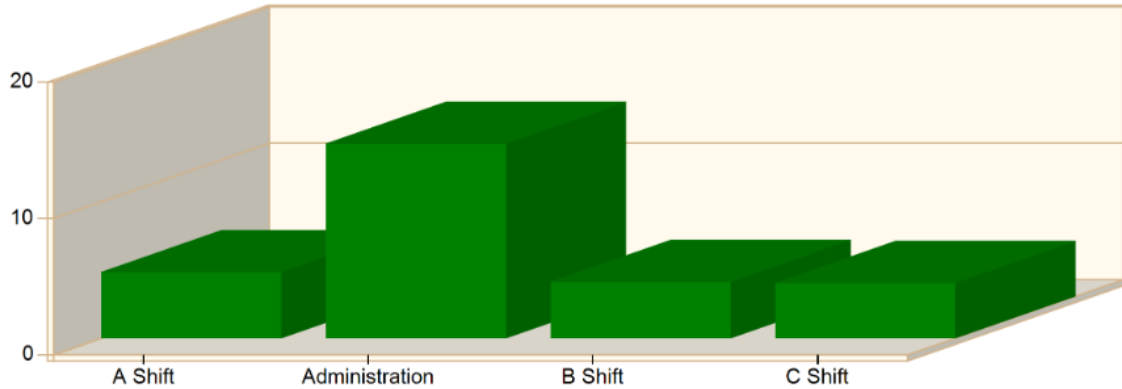
782 E Butler rd #424 Loss: \$0.00 Saved:\$410,261.25

- Structure -1
- Grass Fires -3
- Vehicle Fires-0
- Confined -0
- Other - 1
- Mutual Aid -0

AVERAGE RESPONSE TIMES

Incident Average Response Time per Shift for Date Range

Start Date: 09/01/2023 | End Date: 09/30/2023



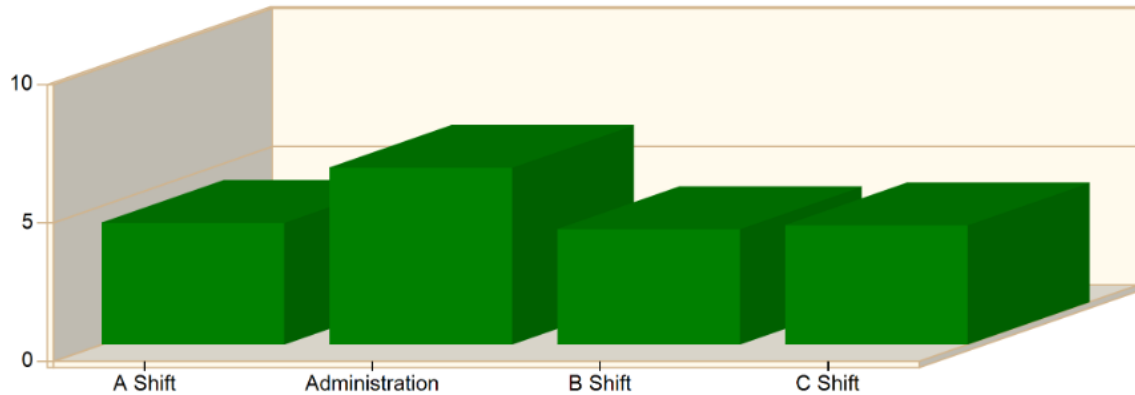
SHIFT	AVERAGE RESPONSE TIME (min) (Dispatch to Arrived)	CALLS
A Shift	4.85	119
Administration	14.27	1
B Shift	4.14	135
C Shift	4.06	99
Total Number of Calls:		354

YEAR TO DATE

AVERAGE RESPONSE TIMES

Incident Average Response Time per Shift for Date Range

Start Date: 01/01/2023 | End Date: 12/31/2023

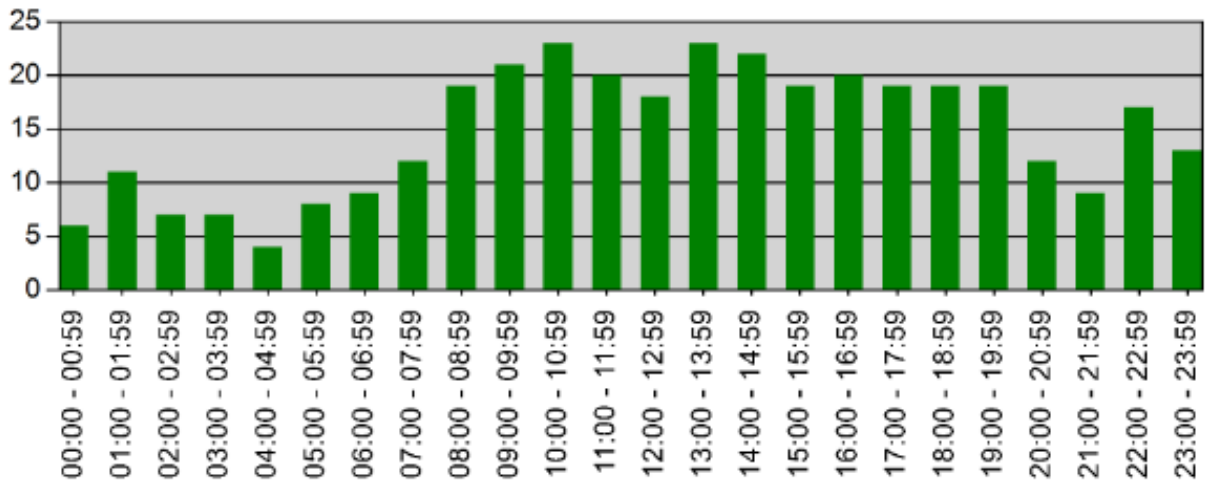


SHIFT	AVERAGE RESPONSE TIME (min) (Dispatch to Arrived)	CALLS
A Shift	4.40	1273
Administration	6.39	40
B Shift	4.17	1296
C Shift	4.31	1214
Total Number of Calls:		3823

TIME OF DAY SEPTEMBER

Incidents by Hour for Apparatus for Date Range

Apparatus: All Apparatus | Start Date: 09/01/2023 | End Date: 09/30/2023

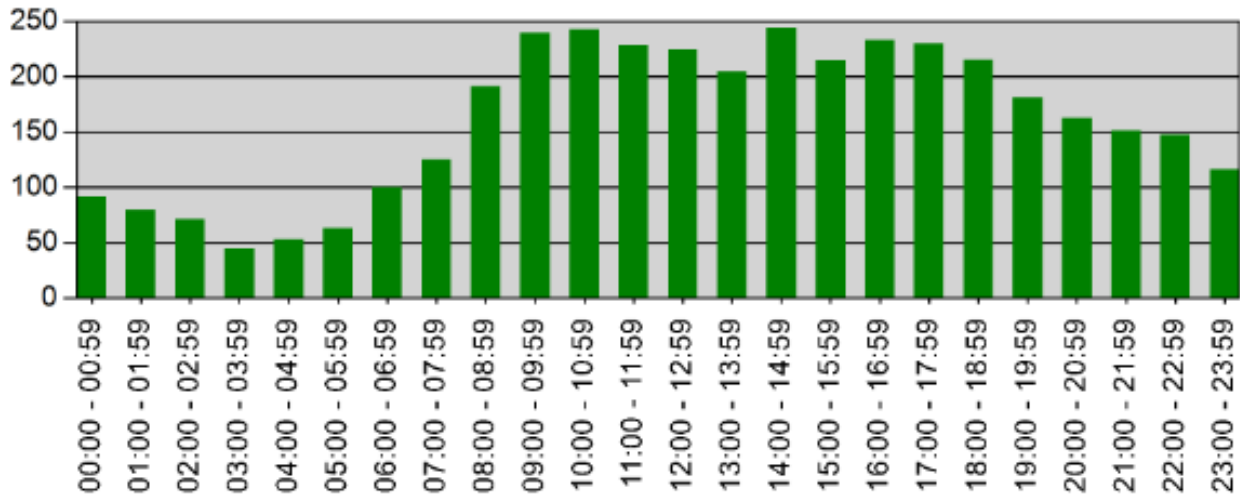


TIME	# INCIDENTS
00:00 - 00:59	6
01:00 - 01:59	11
02:00 - 02:59	7
03:00 - 03:59	7
04:00 - 04:59	4
05:00 - 05:59	8
06:00 - 06:59	9
07:00 - 07:59	12
08:00 - 08:59	19
09:00 - 09:59	21
10:00 - 10:59	23
11:00 - 11:59	20
12:00 - 12:59	18
13:00 - 13:59	23
14:00 - 14:59	22
15:00 - 15:59	19
16:00 - 16:59	20
17:00 - 17:59	19
18:00 - 18:59	19
19:00 - 19:59	19
20:00 - 20:59	12
21:00 - 21:59	9
22:00 - 22:59	17
23:00 - 23:59	13

TIME OF DAY YEAR TO DATE

Incidents by Hour for Apparatus for Date Range

Apparatus: All Apparatus | Start Date: 01/01/2023 | End Date: 12/31/2023



TIME	# INCIDENTS
00:00 - 00:59	92
01:00 - 01:59	79
02:00 - 02:59	71
03:00 - 03:59	44
04:00 - 04:59	53
05:00 - 05:59	63
06:00 - 06:59	100
07:00 - 07:59	125
08:00 - 08:59	191
09:00 - 09:59	239
10:00 - 10:59	242
11:00 - 11:59	228
12:00 - 12:59	224
13:00 - 13:59	204
14:00 - 14:59	244
15:00 - 15:59	214
16:00 - 16:59	233
17:00 - 17:59	230
18:00 - 18:59	215
19:00 - 19:59	181
20:00 - 20:59	162
21:00 - 21:59	151
22:00 - 22:59	147
23:00 - 23:59	116

CODES ENFORCEMENT/FIRE PREVENTION

TOTAL INSPECTIONS: 69

City -57 Dist. 12

PLAN REVIEWS/CONFERENCES -104

New Construction/ New Businesses

Children's Art Class	1618 Woodruff rd
Trustmont Financial Group	1220 Alexander st
Shasta Coffee Co	1099 E Butler rd
Smoke & Brew 2	1401 Woodruff rd
Chick's with Triggers LLC	107 E Butler rd
Le Chic Nail Salon	1106 Via Corso Ave
Rose Marie LLC	120 Renaissance cir
Aun & McKay P.A	623 N Main st
Dancers edge Revolution	109 Evening Way
South Carolina Federal Credit Union	111 N main st
Advanced Business Equipment	140 Bridges rd
Euresys inc.	316 Prado Way

FIRE PREVENTION

During the month of August, the fire department participated in 32 events that included 19 Community events, 3 Car Seat Installations, and 12 Smoke alarm/carbon monoxide alarm installations.

TRAINING HOURS

Total MFD Training Hours for September = 1,567.50