



October 2023
MONTHLY REPORT

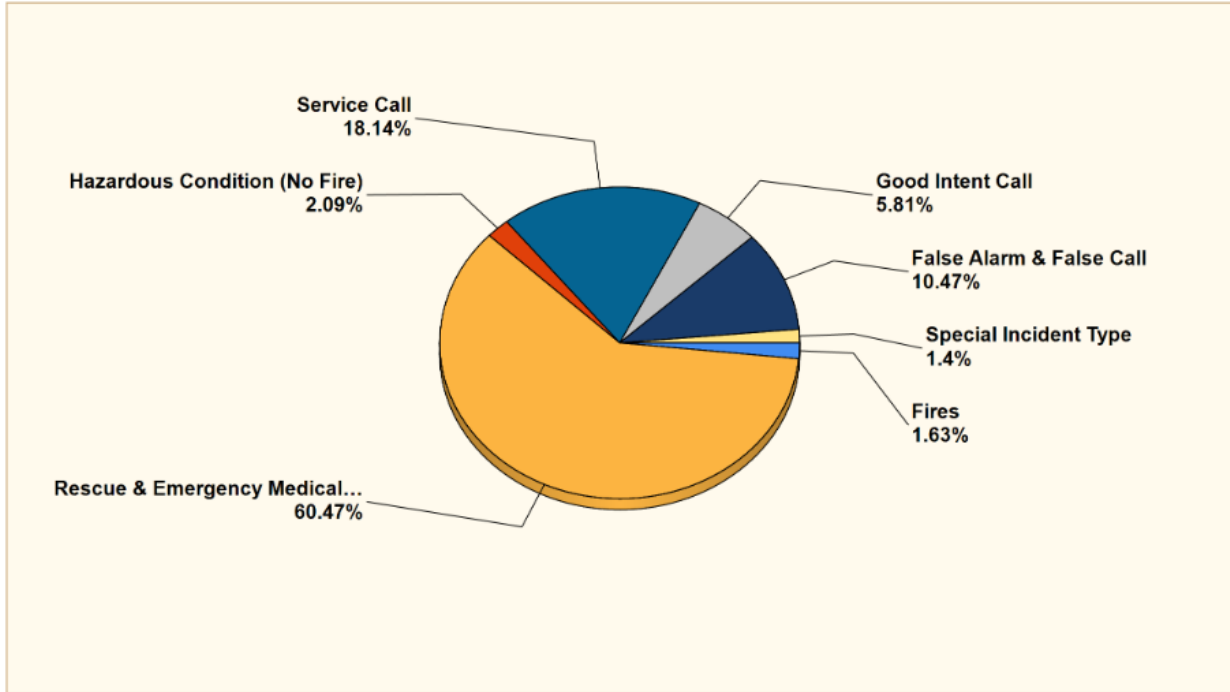
Brian McHone
Fire Chief

CALL VOLUMES

Total Incidents: 431

Breakdown by Major Incident Types for Date Range

Zone(s): All Zones | Start Date: 10/01/2023 | End Date: 10/31/2023



INCIDENT TYPE	CITY	DISTRICT	OUT OF AREA	TOTAL	% OF TOTAL
FIRES	5	2	0	7	1.62%
STRUCTURES		0	0	0	
GRASS		2	1	0	3
VEHICLE		1	0	0	1
CONFINED		2	0	0	2
OTHER		0	1	0	1
MUTUAL AID		0	0	0	0
OVERPRESSURE	0	0		0	0.00%
RESCUE & EMERGENCY MEDICAL SERVICE	166	94	0	260	60.32%
HAZARDOUS CONDITION (NO FIRE)	7	2	0	9	2.09%
SERVICE CALL	57	21	0	78	24.45%
GOOD INTENT CALL	13	10	2	25	7.84%
FALSE ALARM & FALSE CALL	32	14	0	45	14.11%
SPECIAL INCIDENT TYPE	4	2	0	6	1.88%
SEVERE WEATHER & NATURAL DISASTER	0	0	0	0	0.00%
TOTAL	284	145	2	431	100.00%

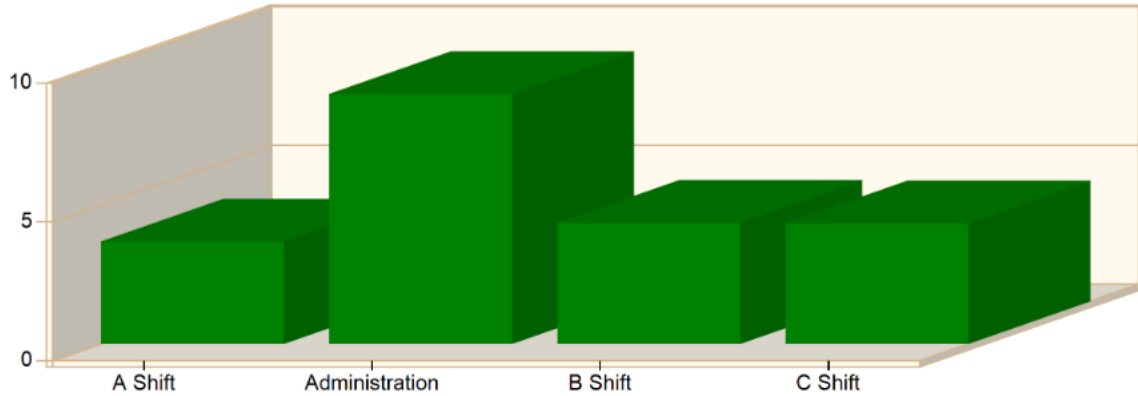
Fires - 5

- Structure -0
- Grass Fires -2
- Vehicle Fires-1
- Confined -2
- Other - 0
- Mutual Aid -0

AVERAGE RESPONSE TIMES

Incident Average Response Time per Shift for Date Range

Start Date: 10/01/2023 | End Date: 10/31/2023



SHIFT	AVERAGE RESPONSE TIME (min) (Dispatch to Arrived)	CALLS
A Shift	3.68	150
Administration	9.00	8
B Shift	4.36	137
C Shift	4.34	132
Total Number of Calls:		427

YEAR TO DATE

AVERAGE RESPONSE TIMES

Incident Average Response Time per Shift for Date Range

Start Date: 01/01/2023 | End Date: 12/31/2023

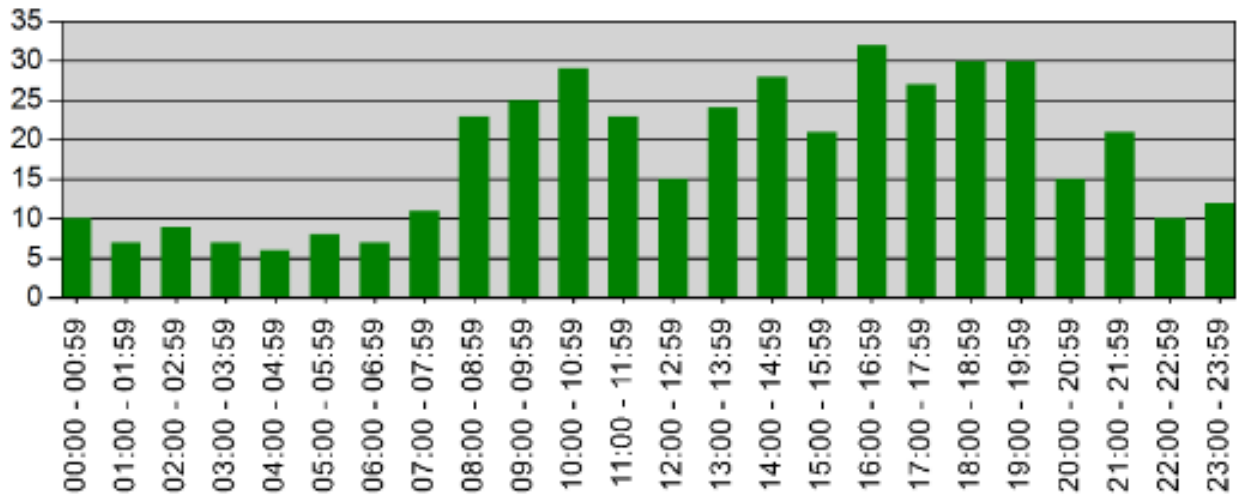


SHIFT	AVERAGE RESPONSE TIME (min) (Dispatch to Arrived)	CALLS
A Shift	4.37	1408
Administration	5.96	48
B Shift	4.18	1378
C Shift	4.26	1328
Total Number of Calls:		4162

TIME OF DAY OCTOBER

Incidents by Hour for Apparatus for Date Range

Apparatus: All Apparatus | Start Date: 10/01/2023 | End Date: 10/31/2023

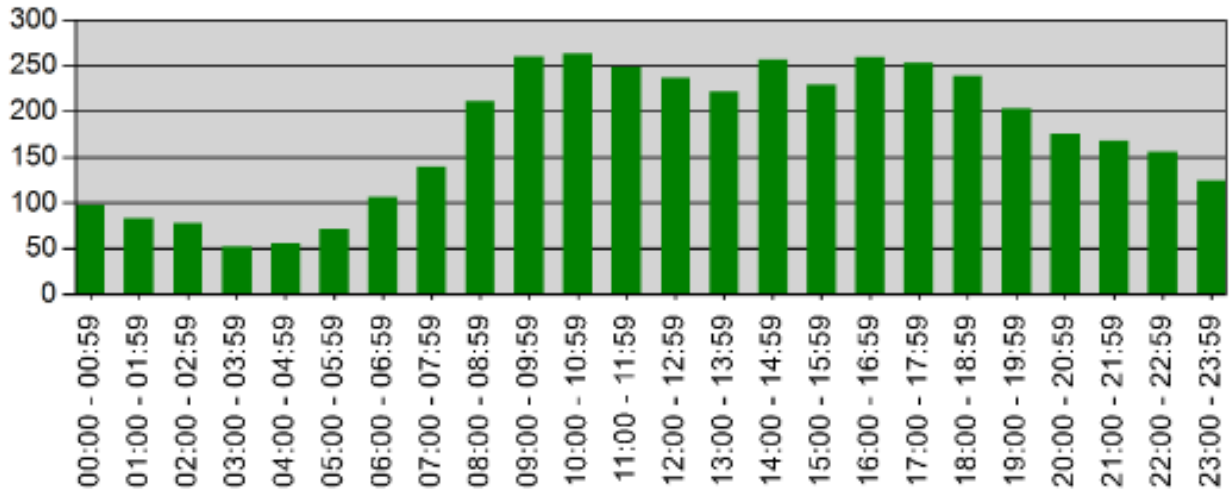


TIME	# INCIDENTS
00:00 - 00:59	10
01:00 - 01:59	7
02:00 - 02:59	9
03:00 - 03:59	7
04:00 - 04:59	6
05:00 - 05:59	8
06:00 - 06:59	7
07:00 - 07:59	11
08:00 - 08:59	23
09:00 - 09:59	25
10:00 - 10:59	29
11:00 - 11:59	23
12:00 - 12:59	15
13:00 - 13:59	24
14:00 - 14:59	28
15:00 - 15:59	21
16:00 - 16:59	32
17:00 - 17:59	27
18:00 - 18:59	30
19:00 - 19:59	30
20:00 - 20:59	15
21:00 - 21:59	21
22:00 - 22:59	10
23:00 - 23:59	12

TIME OF DAY YEAR TO DATE

Incidents by Hour for Apparatus for Date Range

Apparatus: All Apparatus | Start Date: 01/01/2023 | End Date: 12/31/2023



TIME	# INCIDENTS
00:00 - 00:59	98
01:00 - 01:59	83
02:00 - 02:59	78
03:00 - 03:59	52
04:00 - 04:59	56
05:00 - 05:59	71
06:00 - 06:59	106
07:00 - 07:59	139
08:00 - 08:59	211
09:00 - 09:59	260
10:00 - 10:59	263
11:00 - 11:59	248
12:00 - 12:59	237
13:00 - 13:59	222
14:00 - 14:59	257
15:00 - 15:59	229
16:00 - 16:59	259
17:00 - 17:59	253
18:00 - 18:59	239
19:00 - 19:59	203
20:00 - 20:59	176
21:00 - 21:59	168
22:00 - 22:59	156
23:00 - 23:59	124

CODES ENFORCEMENT/FIRE PREVENTION

TOTAL INSPECTIONS: 54

City -41 Dist. 13

PLAN REVIEWS/CONFERENCES -78

New Construction/ New Businesses

Puff and Buzz	110 E Butler rd. #C
Enhanced by Taylor LLC	211 E Butler Rd B-2
Candeeze LLC	403 Miller Rd. #I
PLUM Boutique	2113 Via Corso Ave.
Stella's At Bridgeway	1104 Via Corso Ave.
Palmetto Luxury Consulting LLC	122 Old Mill Rd. #G
Mauldin Station Vet Clinic	110 N Main st. #B
Bird Bath Detailing	122 Old Mill Rd. #I
All Weather Services inc	122 Old Mill Rd. #H
Tortilla Kitchen	403 N Main St.
Spinx	1304 Fork Shoals rd.

FIRE PREVENTION

During the month of October, the fire department participated in 54 events that included 12 Community events, 18 fire prevention events, 2 Car Seat Installations, and 22 Smoke alarm/carbon monoxide alarm installations.

TRAINING HOURS

Total MFD Training Hours for October = 1,248.00