



January 2023
MONTHLY REPORT

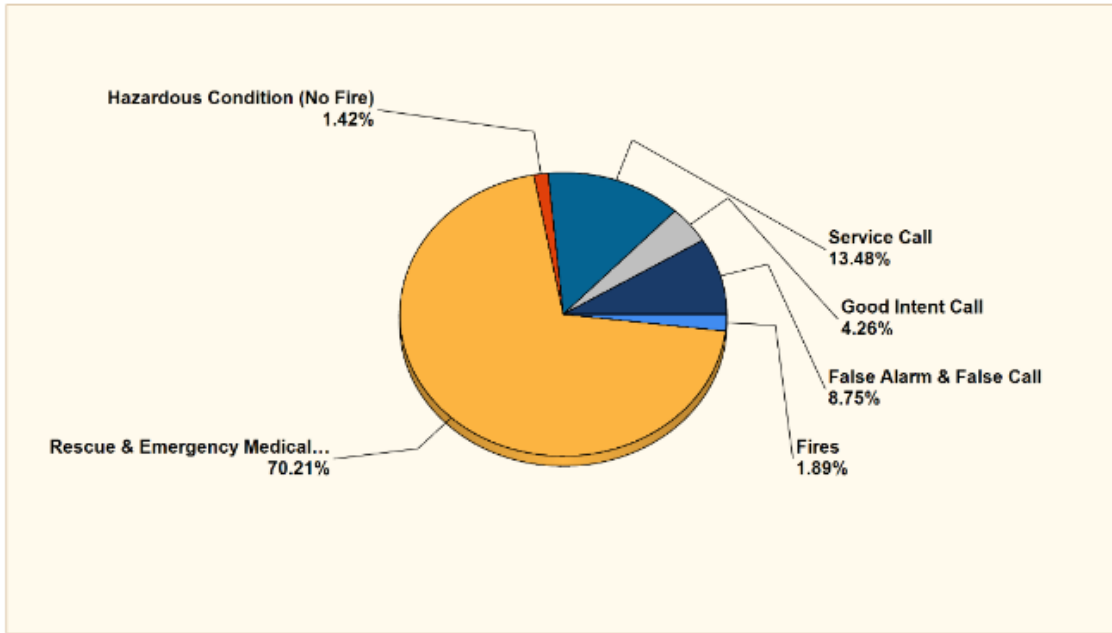
Brian McHone
Fire Chief

CALL VOLUMES

Total Incidents: 423

Breakdown by Major Incident Types for Date Range

Zone(s): All Zones | Start Date: 01/01/2023 | End Date: 01/31/2023



INCIDENT TYPE	CITY	DISTRICT	OUT OF AREA	TOTAL	% OF TOTAL
FIRES	5	2	1	8	1.89%
STRUCTURES		2	0	2	
GRASS		2	1	3	
VEHICLE		0	1	1	
CONFINED		1	0	1	
OTHER		0	0	1	
MUTUAL AID		0	0	0	
OVERPRESSURE	0	0	0	0	0.00%
RESCUE & EMERGENCY MEDICAL SERVICE	205	90	2	297	70.21%
HAZARDOUS CONDITION (NO FIRE)	5	1	0	6	1.42%
SERVICE CALL	43	10	4	57	13.48%
GOOD INTENT CALL	12	5	1	18	4.26%
FALSE ALARM & FALSE CALL	26	11	0	37	8.75%
SPECIAL INCIDENT TYPE	0	0	0	0	0.00%
SEVERE WEATHER & NATURAL DISASTER	0	0	0	0	0.00%
TOTAL	296	119	8	423	100.00%

Fires - 8

121 Carlton Dr-
142 Rose Cir.-

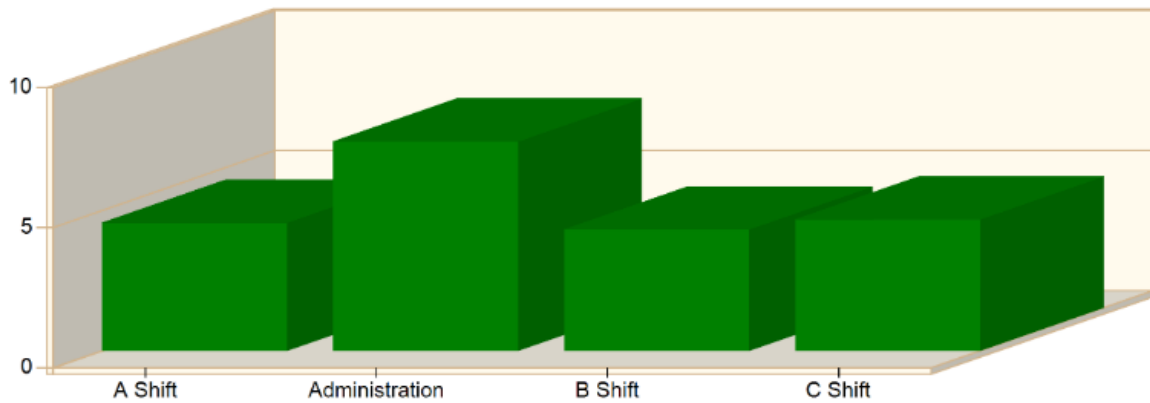
Loss: \$135,000.00 Saved: \$64,320.00
Loss; \$0.00 Saved:\$63,360.00

Structure -2
Grass Fires -3
Vehicle Fires-1
Confined - 1
Other - 1
Mutual Aid -0

AVERAGE RESPONSE TIMES

Incident Average Response Time per Shift for Date Range

Start Date: 01/01/2023 | End Date: 01/31/2023



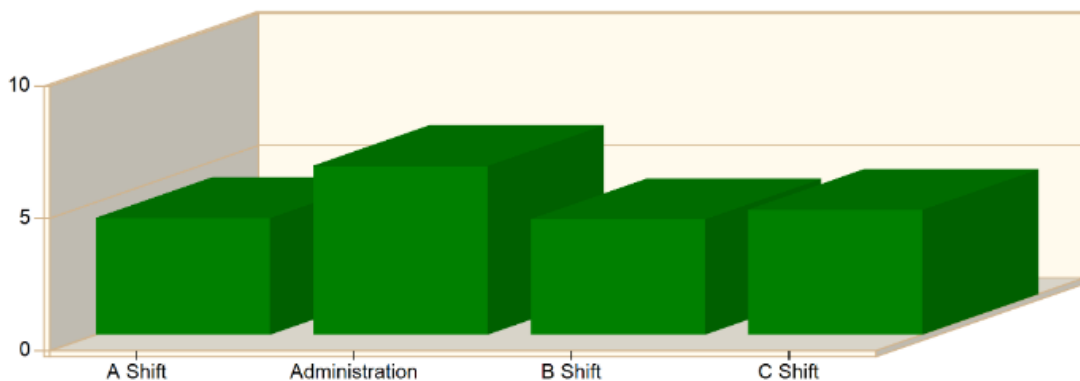
SHIFT	AVERAGE RESPONSE TIME (min) (Dispatch to Arrived)	CALLS
A Shift	4.57	139
Administration	7.47	4
B Shift	4.33	145
C Shift	4.69	133
Total Number of Calls:		421

YEAR TO DATE

AVERAGE RESPONSE TIMES

Incident Average Response Time per Shift for Date Range

Start Date: 01/01/2023 | End Date: 12/31/2023

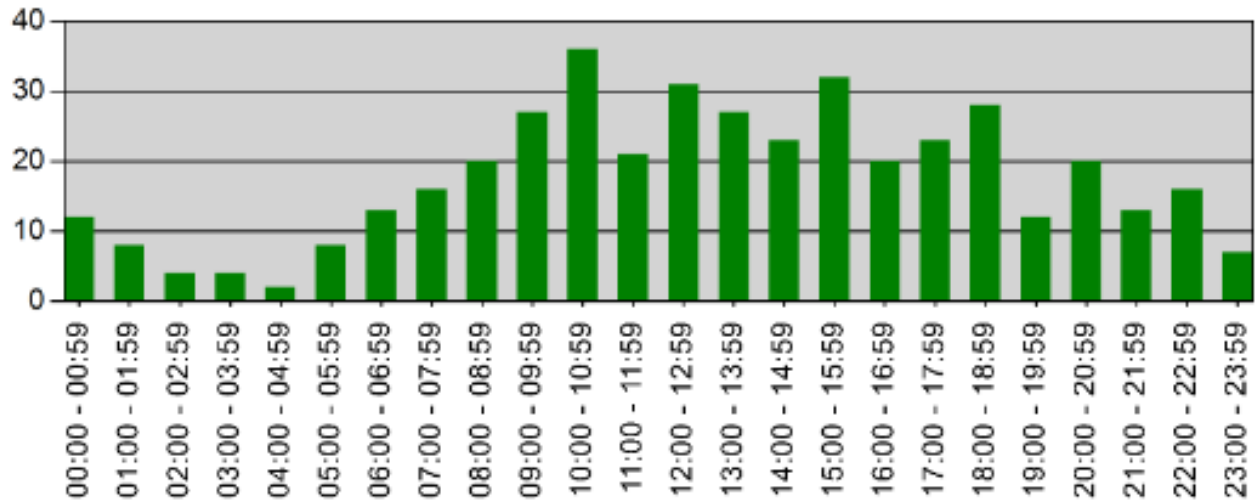


SHIFT	AVERAGE RESPONSE TIME (min) (Dispatch to Arrived)	CALLS
A Shift	4.41	201
Administration	6.38	5
B Shift	4.36	207
C Shift	4.72	198
Total Number of Calls:		611

TIME OF DAY JANUARY

Incidents by Hour for Apparatus for Date Range

Apparatus: All Apparatus | Start Date: 01/01/2023 | End Date: 01/31/2023

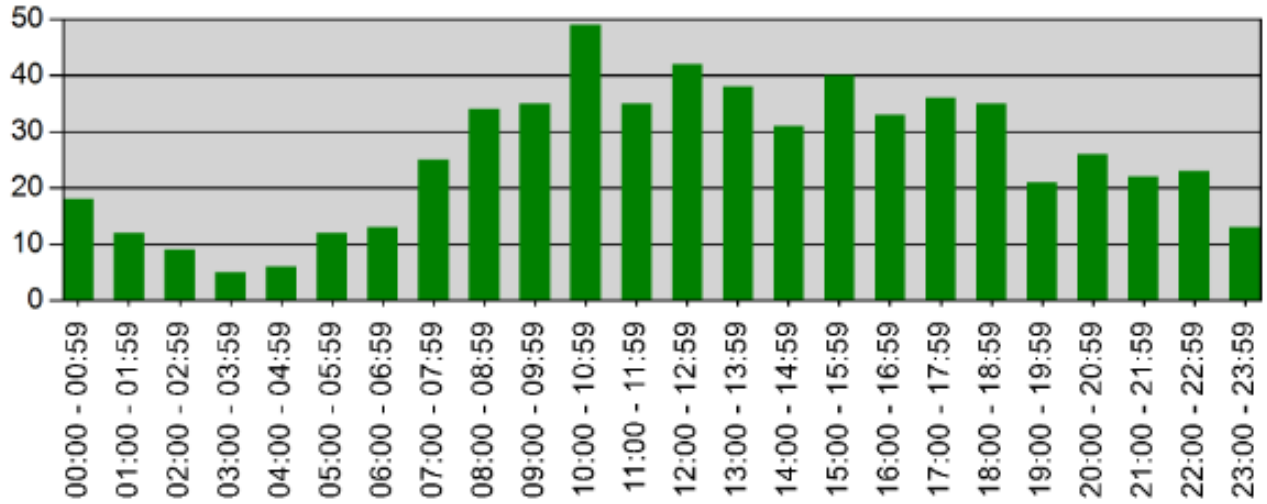


TIME	# INCIDENTS
00:00 - 00:59	12
01:00 - 01:59	8
02:00 - 02:59	4
03:00 - 03:59	4
04:00 - 04:59	2
05:00 - 05:59	8
06:00 - 06:59	13
07:00 - 07:59	16
08:00 - 08:59	20
09:00 - 09:59	27
10:00 - 10:59	36
11:00 - 11:59	21
12:00 - 12:59	31
13:00 - 13:59	27
14:00 - 14:59	23
15:00 - 15:59	32
16:00 - 16:59	20
17:00 - 17:59	23
18:00 - 18:59	28
19:00 - 19:59	12
20:00 - 20:59	20
21:00 - 21:59	13
22:00 - 22:59	16
23:00 - 23:59	7

TIME OF DAY YEAR TO DATE

Incidents by Hour for Apparatus for Date Range

Apparatus: All Apparatus | Start Date: 01/01/2023 | End Date: 12/31/2023



TIME	# INCIDENTS
00:00 - 00:59	18
01:00 - 01:59	12
02:00 - 02:59	9
03:00 - 03:59	5
04:00 - 04:59	6
05:00 - 05:59	12
06:00 - 06:59	13
07:00 - 07:59	25
08:00 - 08:59	34
09:00 - 09:59	35
10:00 - 10:59	49
11:00 - 11:59	35
12:00 - 12:59	42
13:00 - 13:59	38
14:00 - 14:59	31
15:00 - 15:59	40
16:00 - 16:59	33
17:00 - 17:59	36
18:00 - 18:59	35
19:00 - 19:59	21
20:00 - 20:59	26
21:00 - 21:59	22
22:00 - 22:59	23
23:00 - 23:59	13

FIRE PREVENTION

During the month of January, the fire department participated in 12 events that included 1 Community event, 4 Car Seat Installations, and 7 Smoke/carbon monoxide alarm installations.

TRAINING HOURS

Total MFD Training Hours for January: = 1,116.00