



February 2023
MONTHLY REPORT

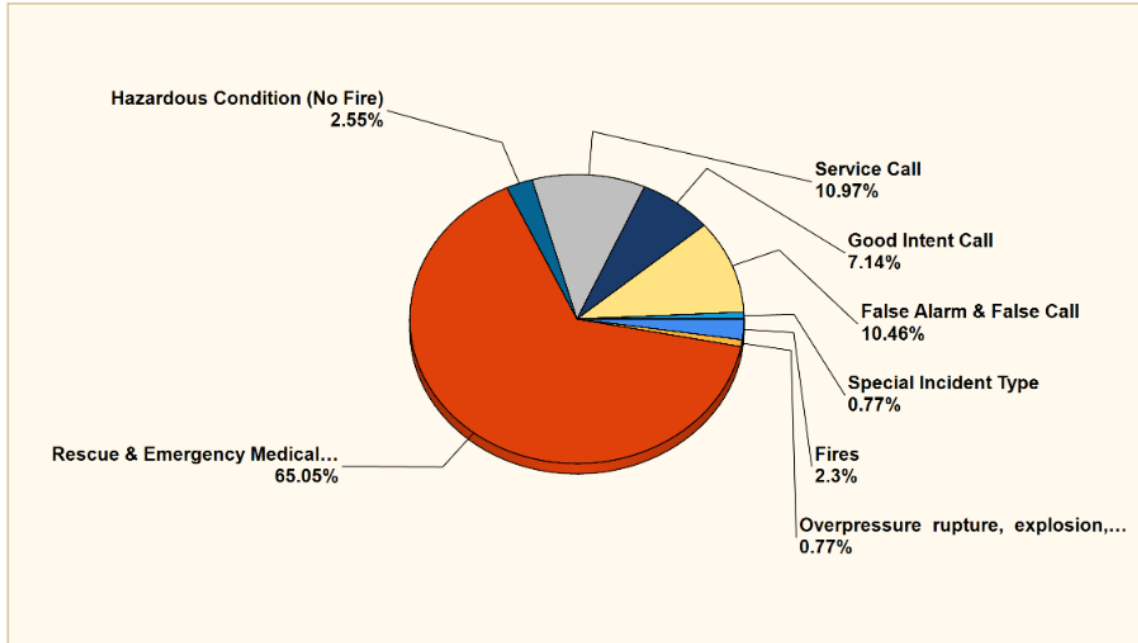
Brian McHone
Fire Chief

CALL VOLUMES

Total Incidents: 392

Breakdown by Major Incident Types for Date Range

Zone(s): All Zones | Start Date: 02/01/2023 | End Date: 02/28/2023



INCIDENT TYPE	CITY	DISTRICT	OUT OF AREA	TOTAL	% OF TOTAL
FIRES	4	4	1	9	2.30%
STRUCTURES	0	1	1	2	
GRASS	3	3	0	6	
VEHICLE	1	0	0	1	
CONFINED	0	0	0	0	
OTHER	0	0	0	0	
MUTUAL AID	0	0	0	0	
OVERPRESSURE	2	1	0	3	0.77%
RESCUE & EMERGENCY MEDICAL SERVICE	187	68	0	255	65.05%
HAZARDOUS CONDITION (NO FIRE)	6	4	0	10	2.55%
SERVICE CALL	30	11	2	43	10.97%
GOOD INTENT CALL	17	9	2	28	7.14%
FALSE ALARM & FALSE CALL	33	7	1	41	10.46%
SEVERE WEATHER & NATURAL DISASTER	0	0	0	0	0.00%
SPECIAL INCIDENT TYPE	2	1	0	3	0.77%
TOTAL	281	105	6	392	100.00%

Fires - 9

2111 Woodruff rd.

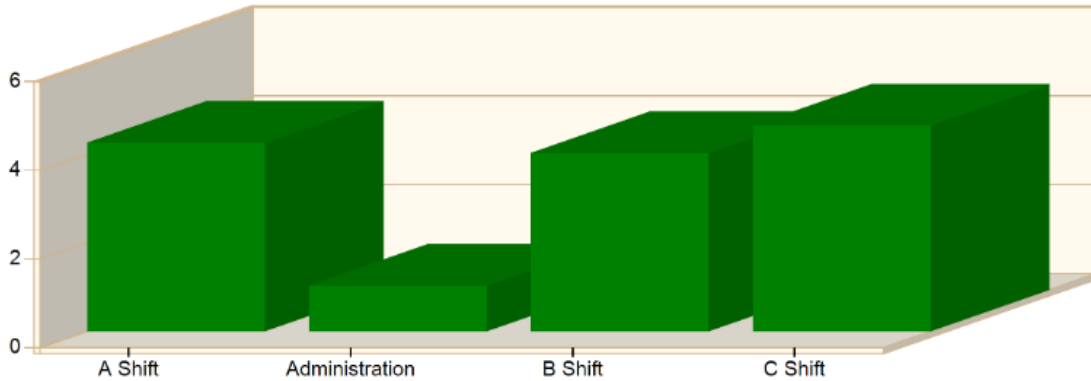
Loss: \$350,000.00 Saved: \$1,300,000.00

- Structure -1
- Grass Fires -6
- Vehicle Fires-1
- Confined - 0
- Other - 0
- Mutual Aid -1

AVERAGE RESPONSE TIMES

Incident Average Response Time per Shift for Date Range

Start Date: 02/01/2023 | End Date: 02/28/2023



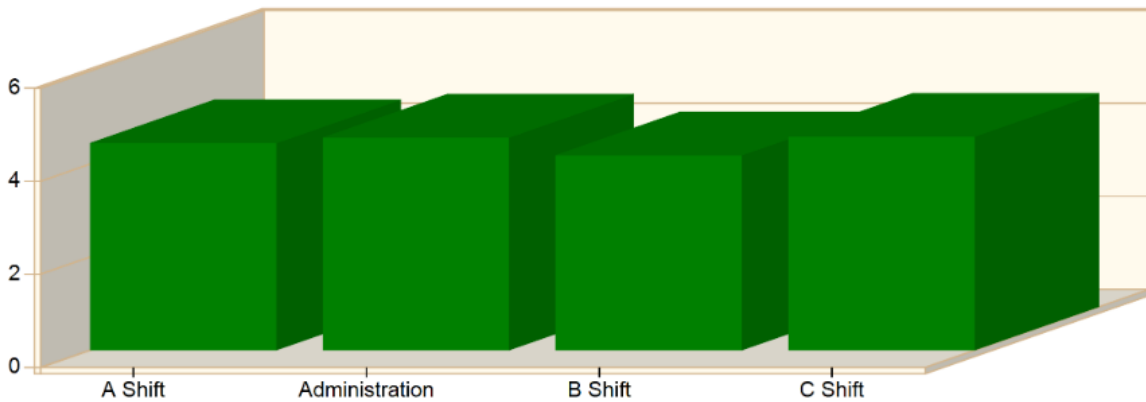
SHIFT	AVERAGE RESPONSE TIME (min) (Dispatch to Arrived)	CALLS
A Shift	4.25	127
Administration	1.03	2
B Shift	4.02	126
C Shift	4.64	135
Total Number of Calls:		390

YEAR TO DATE

AVERAGE RESPONSE TIMES

Incident Average Response Time per Shift for Date Range

Start Date: 01/01/2023 | End Date: 12/31/2023

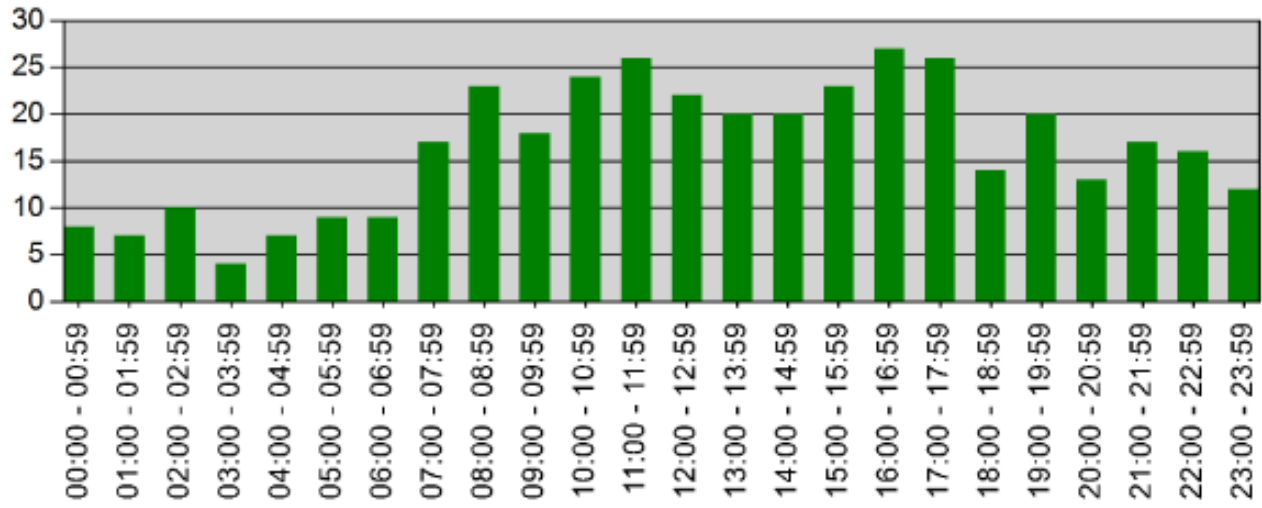


SHIFT	AVERAGE RESPONSE TIME (min) (Dispatch to Arrived)	CALLS
A Shift	4.45	302
Administration	4.57	7
B Shift	4.19	286
C Shift	4.59	290
Total Number of Calls:		885

TIME OF DAY FEBRUARY

Incidents by Hour for Apparatus for Date Range

Apparatus: All Apparatus | Start Date: 02/01/2023 | End Date: 02/28/2023

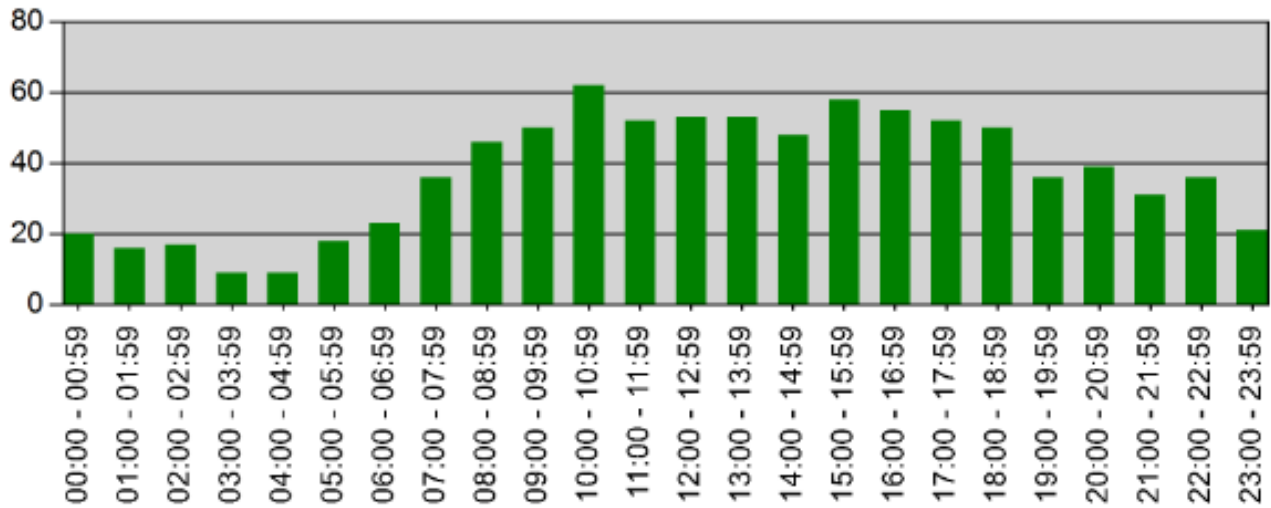


TIME	# INCIDENTS
00:00 - 00:59	8
01:00 - 01:59	7
02:00 - 02:59	10
03:00 - 03:59	4
04:00 - 04:59	7
05:00 - 05:59	9
06:00 - 06:59	9
07:00 - 07:59	17
08:00 - 08:59	23
09:00 - 09:59	18
10:00 - 10:59	24
11:00 - 11:59	26
12:00 - 12:59	22
13:00 - 13:59	20
14:00 - 14:59	20
15:00 - 15:59	23
16:00 - 16:59	27
17:00 - 17:59	26
18:00 - 18:59	14
19:00 - 19:59	20
20:00 - 20:59	13
21:00 - 21:59	17
22:00 - 22:59	16
23:00 - 23:59	12

TIME OF DAY YEAR TO DATE

Incidents by Hour for Apparatus for Date Range

Apparatus: All Apparatus | Start Date: 01/01/2023 | End Date: 12/31/2023



TIME	# INCIDENTS
00:00 - 00:59	20
01:00 - 01:59	16
02:00 - 02:59	17
03:00 - 03:59	9
04:00 - 04:59	9
05:00 - 05:59	18
06:00 - 06:59	23
07:00 - 07:59	36
08:00 - 08:59	46
09:00 - 09:59	50
10:00 - 10:59	62
11:00 - 11:59	52
12:00 - 12:59	53
13:00 - 13:59	53
14:00 - 14:59	48
15:00 - 15:59	58
16:00 - 16:59	55
17:00 - 17:59	52
18:00 - 18:59	50
19:00 - 19:59	36
20:00 - 20:59	39
21:00 - 21:59	31
22:00 - 22:59	36
23:00 - 23:59	21

CODES ENFORCEMENT/FIRE PREVENTION

TOTAL INSPECTIONS : 120

City -106 Dist. - 14

PLAN REVIEWS/CONFERENCES -85

New Construction/ New Businesses

ABC Building Supply	9 Geneva ct
ACL Airship	126 Milport Cir #101
Ashmore Builders	1040 Thousand Oaks Blvd #F
BMC Construction	245 Forrester dr.
Caring Transitions	109 McDougal Ct. #B2
Maverick Biscuit	306 N Main st
Rocky Creek Mission House	220 Rocky Creek Rd.
Project Lean Nation	1618 Woodruff rd. #A
Rose Dermatology	100 Professional ct.
The Aster	101 McCaw st.
Vita Office	44 Ellwood ct.

FIRE PREVENTION

During the month of February, the fire department participated in 10 events that included 2 Community events, 2 Car Seat Installations, and 6 Smoke/carbon monoxide alarm installations.

TRAINING HOURS

Total MFD Training Hours for February = 1,336.50