



December 2023
MONTHLY REPORT

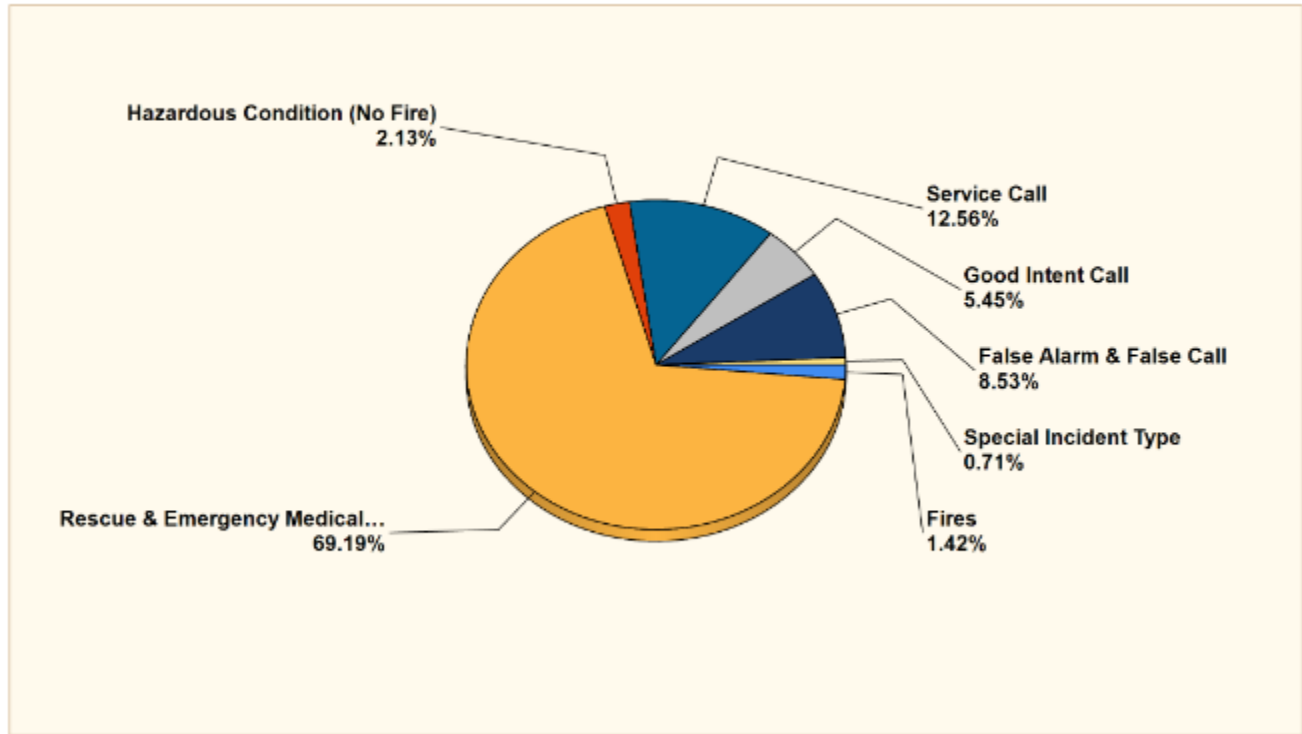
Brian McHone
Fire Chief

CALL VOLUMES

Total Incidents: 422

Breakdown by Major Incident Types for Date Range

Zone(s): All Zones | Start Date: 12/01/2023 | End Date: 12/31/2023



INCIDENT TYPE	CITY	DISTRICT	OUT OF AREA	TOTAL	% OF TOTAL
FIRES	5	0	1	6	1.42%
STRUCTURES	0	0	1	1	
GRASS	4	0	0	4	
VEHICLE	1	0	0	1	
CONFINED	0	0	0	0	
OTHER	0	0	0	0	
MUTUAL AID	0	0	0	0	
OVERPRESSURE	0	0	0	0	0.00%
RESCUE & EMERGENCY MEDICAL SERVICE	196	95	1	292	69.19%
HAZARDOUS CONDITION (NO FIRE)	9	0	0	9	2.13%
SERVICE CALL	43	9	1	53	12.56%
GOOD INTENT CALL	10	11	2	23	5.45%
FALSE ALARM & FALSE CALL	25	11	0	36	8.53%
SPECIAL INCIDENT TYPE	3	0	0	3	0.71%
SEVERE WEATHER & NATURAL DISASTER	0	0	0	0	0.00%
TOTAL	291	126	5	422	100.00%

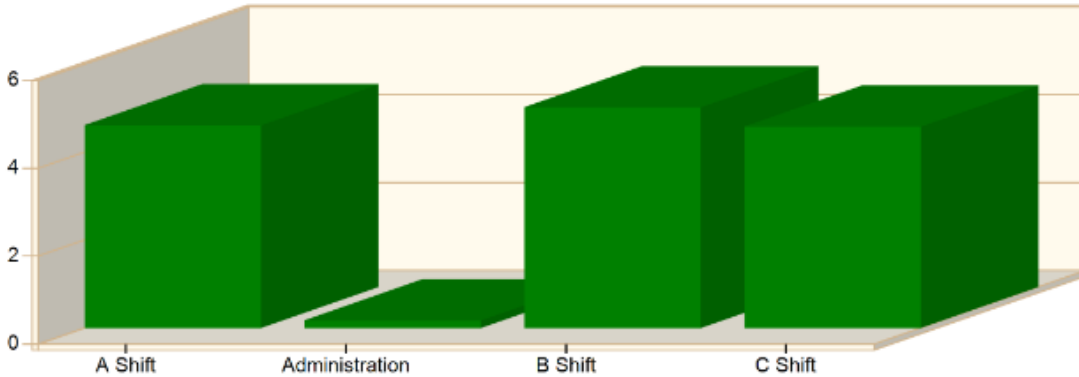
Fires - 6

- Structure -0
- Grass Fires -4
- Vehicle Fires-1
- Confined -
- Other - 0
- Mutual Aid -1

AVERAGE RESPONSE TIMES

Incident Average Response Time per Shift for Date Range

Start Date: 12/01/2023 | End Date: 12/31/2023



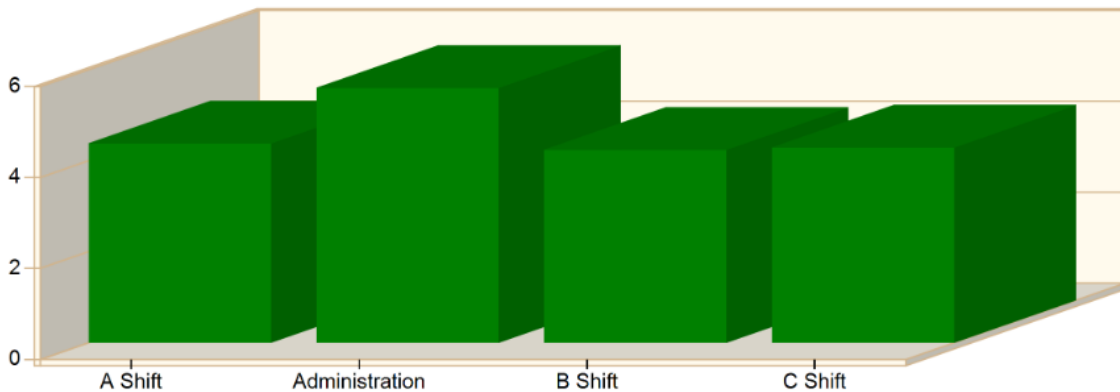
SHIFT	AVERAGE RESPONSE TIME (min) (Dispatch to Arrived)	CALLS
A Shift	4.61	124
Administration	0.17	1
B Shift	5.02	134
C Shift	4.58	162
Total Number of Calls:		421

YEAR TO DATE

AVERAGE RESPONSE TIMES

Incident Average Response Time per Shift for Date Range

Start Date: 01/01/2023 | End Date: 12/31/2023

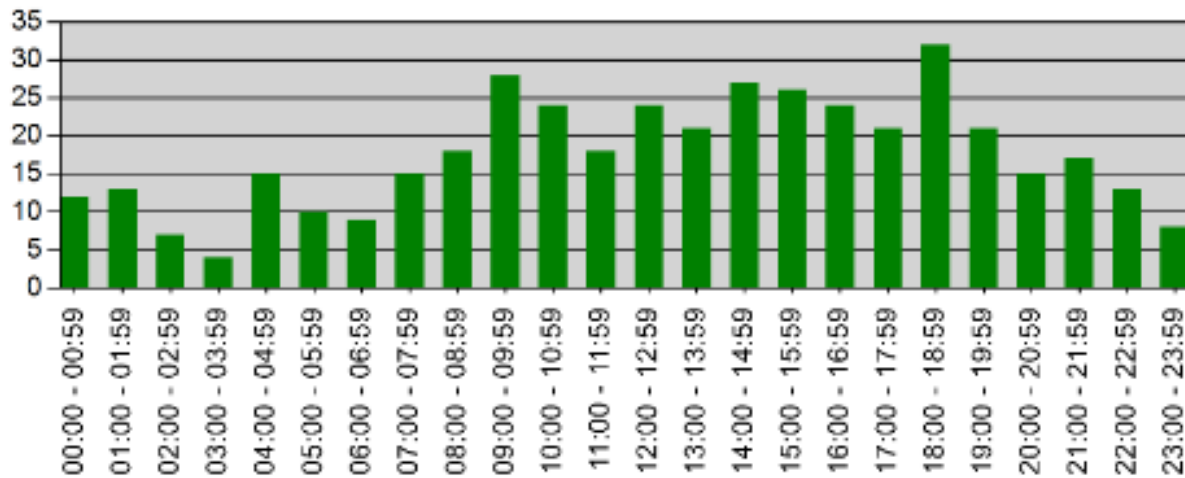


SHIFT	AVERAGE RESPONSE TIME (min) (Dispatch to Arrived)	CALLS
A Shift	4.38	1640
Administration	5.60	53
B Shift	4.24	1622
C Shift	4.29	1580
Total Number of Calls:		4895

TIME OF DAY DECEMBER

Incidents by Hour for Apparatus for Date Range

Apparatus: All Apparatus | Start Date: 12/01/2023 | End Date: 12/31/2023

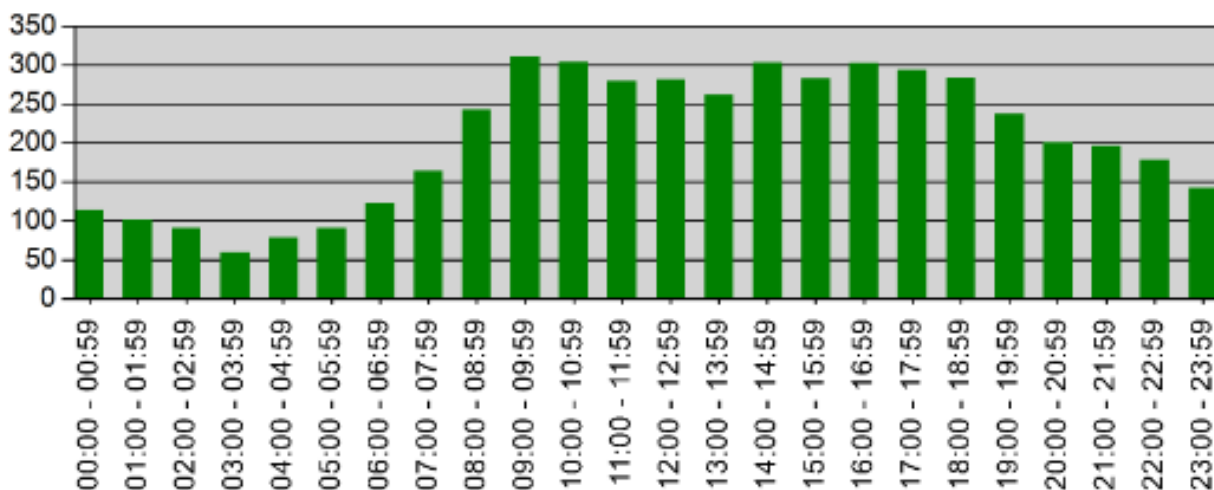


TIME	# INCIDENTS
00:00 - 00:59	12
01:00 - 01:59	13
02:00 - 02:59	7
03:00 - 03:59	4
04:00 - 04:59	15
05:00 - 05:59	10
06:00 - 06:59	9
07:00 - 07:59	15
08:00 - 08:59	18
09:00 - 09:59	28
10:00 - 10:59	24
11:00 - 11:59	18
12:00 - 12:59	24
13:00 - 13:59	21
14:00 - 14:59	27
15:00 - 15:59	26
16:00 - 16:59	24
17:00 - 17:59	21
18:00 - 18:59	32
19:00 - 19:59	21
20:00 - 20:59	15
21:00 - 21:59	17
22:00 - 22:59	13
23:00 - 23:59	8

TIME OF DAY YEAR TO DATE

Incidents by Hour for Apparatus for Date Range

Apparatus: All Apparatus | Start Date: 01/01/2023 | End Date: 12/31/2023



TIME	# INCIDENTS
00:00 - 00:59	114
01:00 - 01:59	102
02:00 - 02:59	91
03:00 - 03:59	59
04:00 - 04:59	79
05:00 - 05:59	91
06:00 - 06:59	123
07:00 - 07:59	164
08:00 - 08:59	243
09:00 - 09:59	310
10:00 - 10:59	304
11:00 - 11:59	280
12:00 - 12:59	281
13:00 - 13:59	262
14:00 - 14:59	303
15:00 - 15:59	283
16:00 - 16:59	302
17:00 - 17:59	294
18:00 - 18:59	284
19:00 - 19:59	238
20:00 - 20:59	201
21:00 - 21:59	197
22:00 - 22:59	178
23:00 - 23:59	142

FIRE PREVENTION

During the month of December, the fire department participated in 20 events that included 6 Community events, 2 Car Seat Installations, and 26 Smoke alarm/carbon monoxide alarm installations.

TRAINING HOURS

Total MFD Training Hours for December = 1,185.50 hrs