



MARCH 2022
MONTHLY REPORT

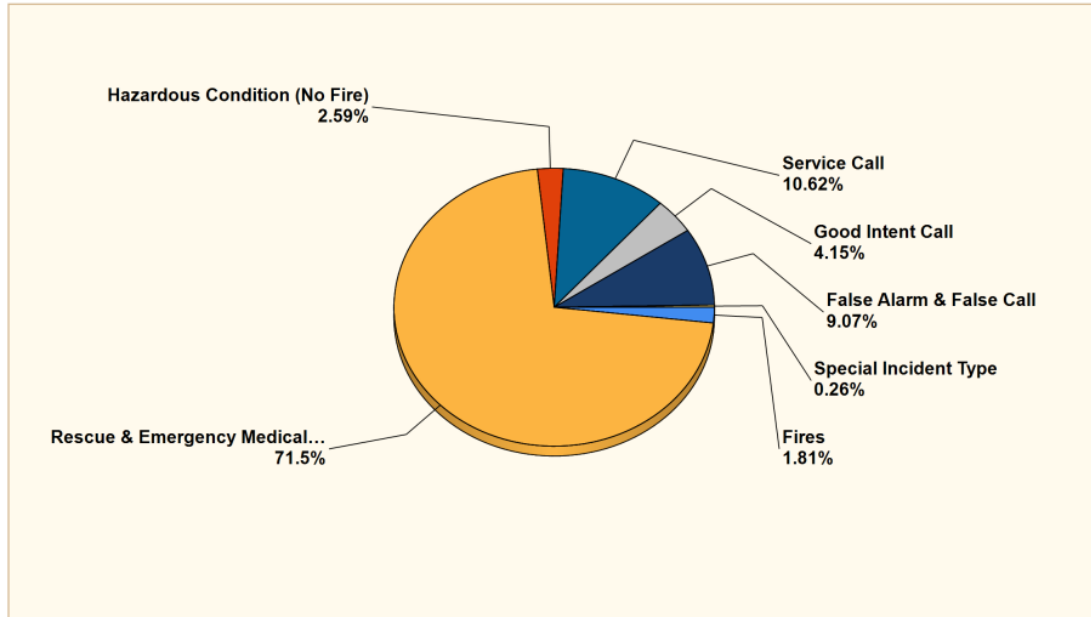
Brian McHone
Fire Chief

CALL VOLUMES

Total Incidents: 478

Breakdown by Major Incident Types for Date Range

Zone(s): All Zones | Start Date: 03/01/2022 | End Date: 03/31/2022



INCIDENT TYPE	CITY	DISTRICT	OUT OF AREA	TOTAL	% OF TOTAL
FIRES	4	2	1	7	1.81%
STRUCTURES	3	0	0	3	
GRASS	0	1	1	2	
VEHICLE	0	0	0	0	
CONFINED	1	1	0	2	
OTHER	0	0	0	0	
MUTUAL AID	0	0	0	0	
OVERPRESSURE	0	0	0	0	0.00%
RESCUE & EMERGENCY MEDICAL SERVICE	176	97	3	276	71.50%
HAZARDOUS CONDITION (NO FIRE)	7	4	0	11	2.85%
SERVICE CALL	20	17	3	40	10.36%
GOOD INTENT CALL	8	5	3	16	4.15%
FALSE ALARM & FALSE CALL	26	9	0	35	9.07%
SPECIAL INCIDENT TYPE	0	1	0	1	0.26%
SEVERE WEATHER & NATURAL DISASTER	0	0	0	0	0.00%
TOTAL	241	135	10	386	100.00%

Fires - 7

Structure -3

205 E butler rd. Loss: \$50,00.00 Saved: \$150,000.00

19 Sovern Dr. Loss: \$0.00 Saved: \$465,000.00

108 N main St. Loss: \$150.00 Saved: \$709,850.00

Grass Fires -2

Vehicle Fires -2

Confined -

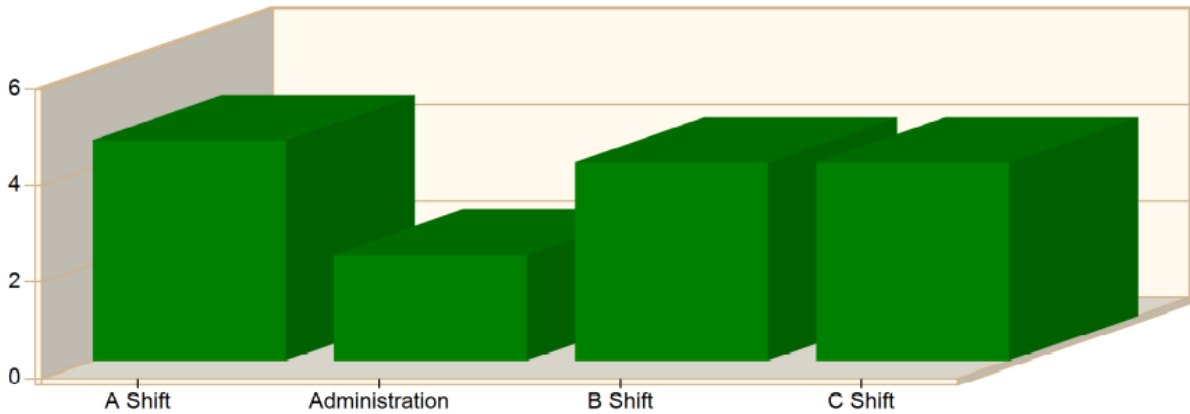
Other - 0

Mutual Aid -0

AVERAGE RESPONSE TIMES

Incident Average Response Time per Shift for Date Range

Start Date: 03/01/2022 | End Date: 03/31/2022



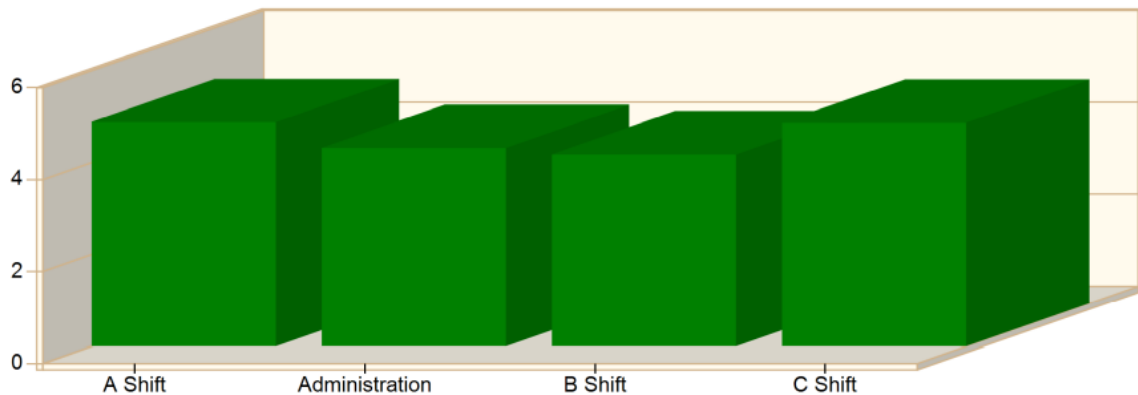
SHIFT	AVERAGE RESPONSE TIME (min) (Dispatch to Arrived)	CALLS
A Shift	4.57	121
Administration	2.20	7
B Shift	4.11	122
C Shift	4.11	131
Total Number of Calls:		381

YEAR TO DATE

AVERAGE RESPONSE TIMES

Incident Average Response Time per Shift for Date Range

Start Date: 01/01/2022 | End Date: 12/31/2022

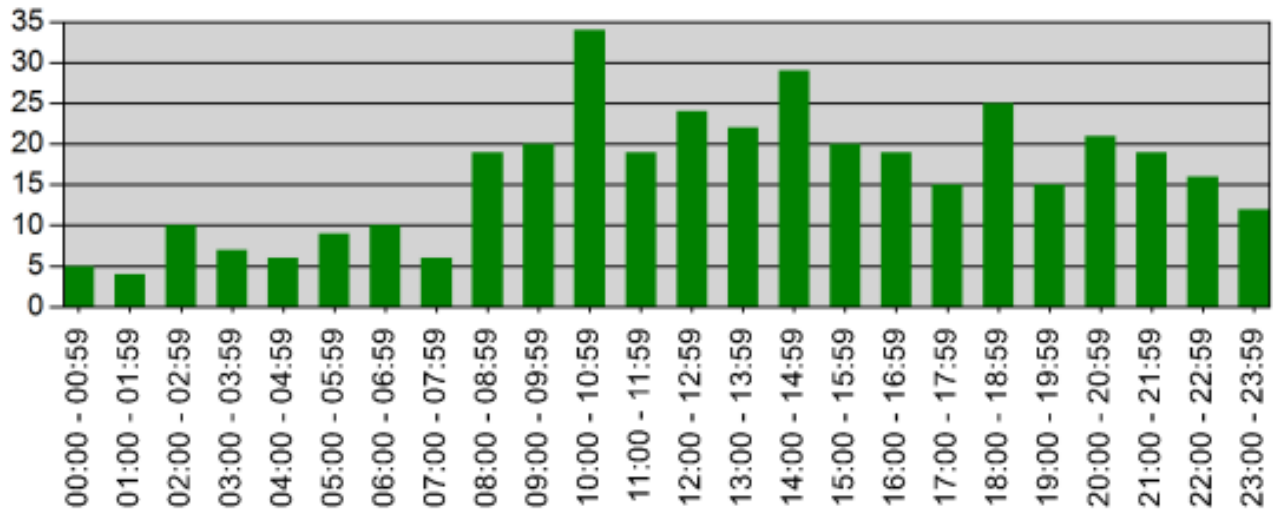


SHIFT	AVERAGE RESPONSE TIME (min) (Dispatch to Arrived)	CALLS
A Shift	4.88	425
Administration	4.32	22
B Shift	4.18	428
C Shift	4.87	452
Total Number of Calls:		1327

TIME OF DAY MARCH

Incidents by Hour for Apparatus for Date Range

Apparatus: All Apparatus | Start Date: 03/01/2022 | End Date: 03/31/2022

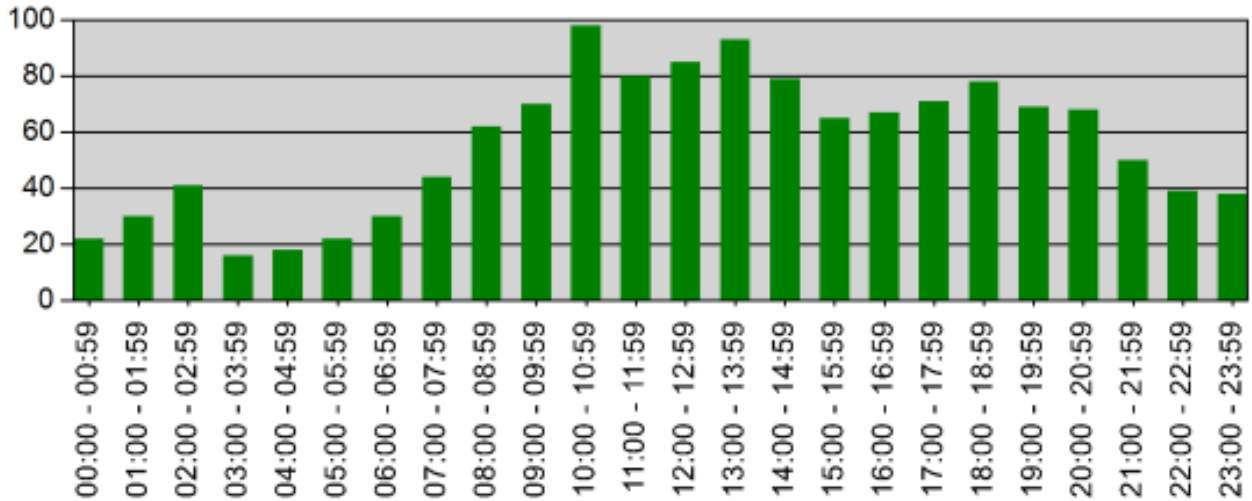


TIME	# INCIDENTS
00:00 - 00:59	5
01:00 - 01:59	4
02:00 - 02:59	10
03:00 - 03:59	7
04:00 - 04:59	6
05:00 - 05:59	9
06:00 - 06:59	10
07:00 - 07:59	6
08:00 - 08:59	19
09:00 - 09:59	20
10:00 - 10:59	34
11:00 - 11:59	19
12:00 - 12:59	24
13:00 - 13:59	22
14:00 - 14:59	29
15:00 - 15:59	20
16:00 - 16:59	19
17:00 - 17:59	15
18:00 - 18:59	25
19:00 - 19:59	15
20:00 - 20:59	21
21:00 - 21:59	19
22:00 - 22:59	16
23:00 - 23:59	12

TIME OF DAY YEAR TO DATE

Incidents by Hour for Apparatus for Date Range

Apparatus: All Apparatus | Start Date: 01/01/2022 | End Date: 12/31/2022



TIME	# INCIDENTS
00:00 - 00:59	22
01:00 - 01:59	30
02:00 - 02:59	41
03:00 - 03:59	16
04:00 - 04:59	18
05:00 - 05:59	22
06:00 - 06:59	30
07:00 - 07:59	44
08:00 - 08:59	62
09:00 - 09:59	70
10:00 - 10:59	98
11:00 - 11:59	80
12:00 - 12:59	85
13:00 - 13:59	93
14:00 - 14:59	79
15:00 - 15:59	65
16:00 - 16:59	67
17:00 - 17:59	71
18:00 - 18:59	78
19:00 - 19:59	69
20:00 - 20:59	68
21:00 - 21:59	50
22:00 - 22:59	39
23:00 - 23:59	38

FIRE PREVENTION

During the month of March, the fire department participated in 23 events that included 5 Community events, 1 puppet show, 4 Car Seat Installations, and 13 smoke alarm installations.

TRAINING HOURS

Total MFD Training Hours for March: = 1,663.00