



APRIL 2022
MONTHLY REPORT

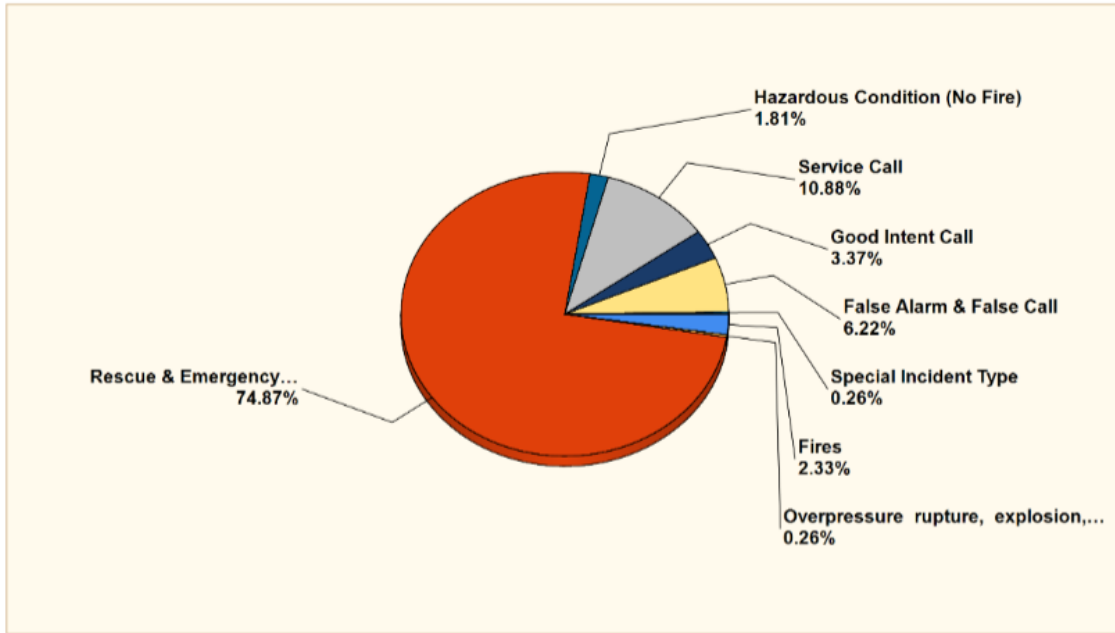
Brian McHone
Fire Chief

CALL VOLUMES

Total Incidents: 386

Breakdown by Major Incident Types for Date Range

Zone(s): All Zones | Start Date: 04/01/2022 | End Date: 04/30/2022



INCIDENT TYPE	CITY	DISTRICT	OUT OF AREA	TOTAL	% OF TOTAL
FIRES	5	3	1	9	2.33%
STRUCTURES		4	1	5	
GRASS		1	0	1	
VEHICLE		0	1	1	
CONFINED		0	1	1	
OTHER		0	0	0	
MUTUAL AID		0	0	1	1
OVERPRESSURE	1	0	0	1	0.26%
RESCUE & EMERGENCY MEDICAL SERVICE	176	112	1	289	74.87%
HAZARDOUS CONDITION (NO FIRE)	4	3	0	7	1.81%
SERVICE CALL	28	12	2	42	10.88%
GOOD INTENT CALL	6	5	2	13	3.37%
FALSE ALARM & FALSE CALL	14	10	0	24	6.22%
SPECIAL INCIDENT TYPE	1	0	0	1	0.26%
SEVERE WEATHER & NATURAL DISASTER	0	0	0	0	0.00%
TOTAL	235	145	6	386	100.00%

Fires - 9

Structure -5

- 288 Old Mill Rd #32 Loss:\$0 Saved: \$1,450,800.00
- 150 Tanner Rd. Loss:\$0 Saved: \$1,660,530.00
- 200 Impasse Ln. Loss: \$0 Saved: \$246,180.00
- 326 W Butler Rd. Loss:\$0 Saved:\$406,440.00
- 419 E Butler Rd #6 Loss:\$2,000.00 Saved:129,190.00

Grass Fires -1

Vehicle Fires -1

Confined - 1

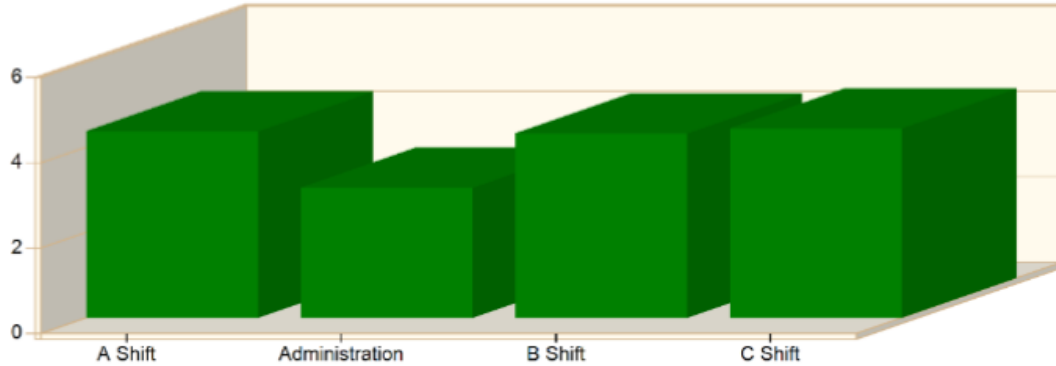
Other - 0

Mutual Aid -1

AVERAGE RESPONSE TIMES

Incident Average Response Time per Shift for Date Range

Start Date: 04/01/2022 | End Date: 04/30/2022



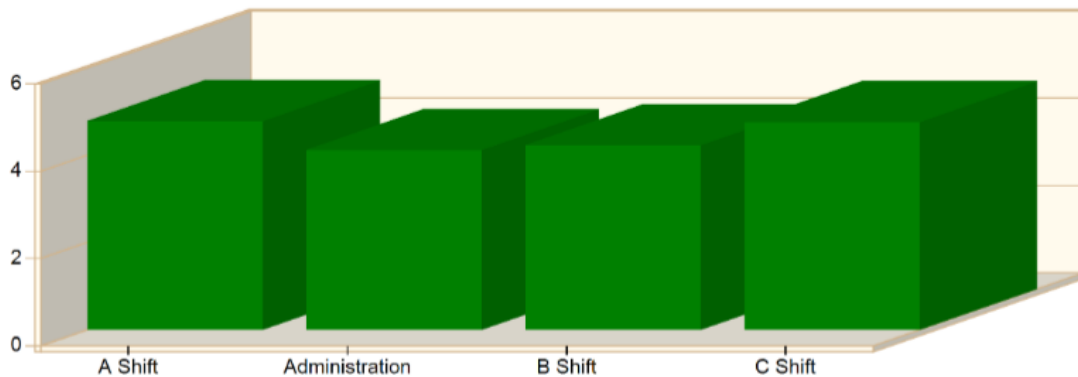
SHIFT	AVERAGE RESPONSE TIME (min) (Dispatch to Arrived)	CALLS
A Shift	4.37	124
Administration	3.05	4
B Shift	4.32	117
C Shift	4.44	139
Total Number of Calls:		384

YEAR TO DATE

AVERAGE RESPONSE TIMES

Incident Average Response Time per Shift for Date Range

Start Date: 01/01/2022 | End Date: 04/30/2022

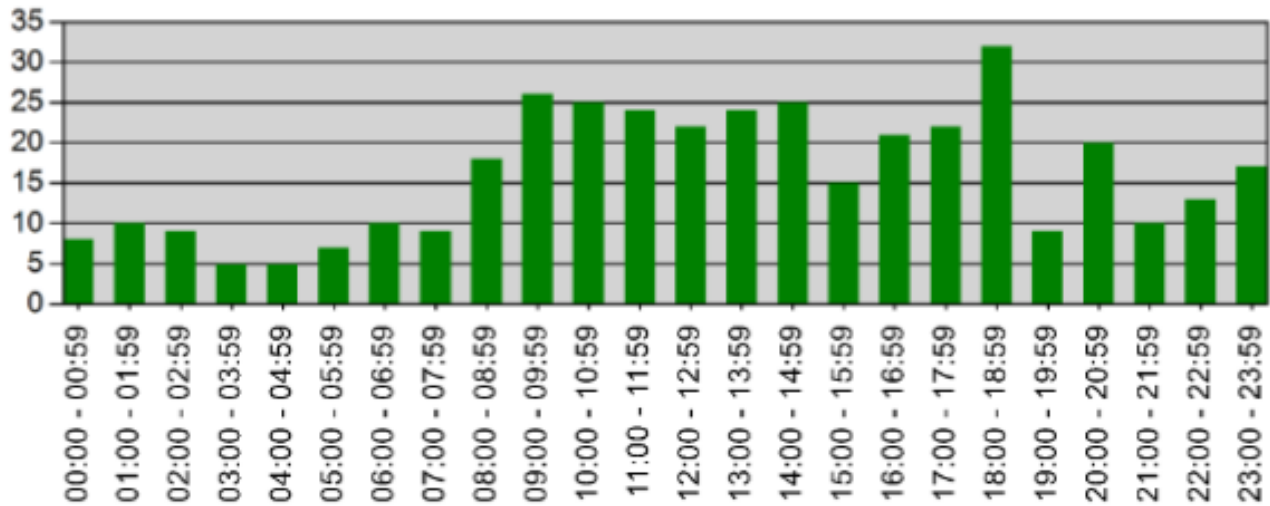


SHIFT	AVERAGE RESPONSE TIME (min) (Dispatch to Arrived)	CALLS
A Shift	4.78	516
Administration	4.12	26
B Shift	4.23	525
C Shift	4.76	540
Total Number of Calls:		1607

TIME OF DAY APRIL

Incidents by Hour for Apparatus for Date Range

Apparatus: All Apparatus | Start Date: 04/01/2022 | End Date: 04/30/2022

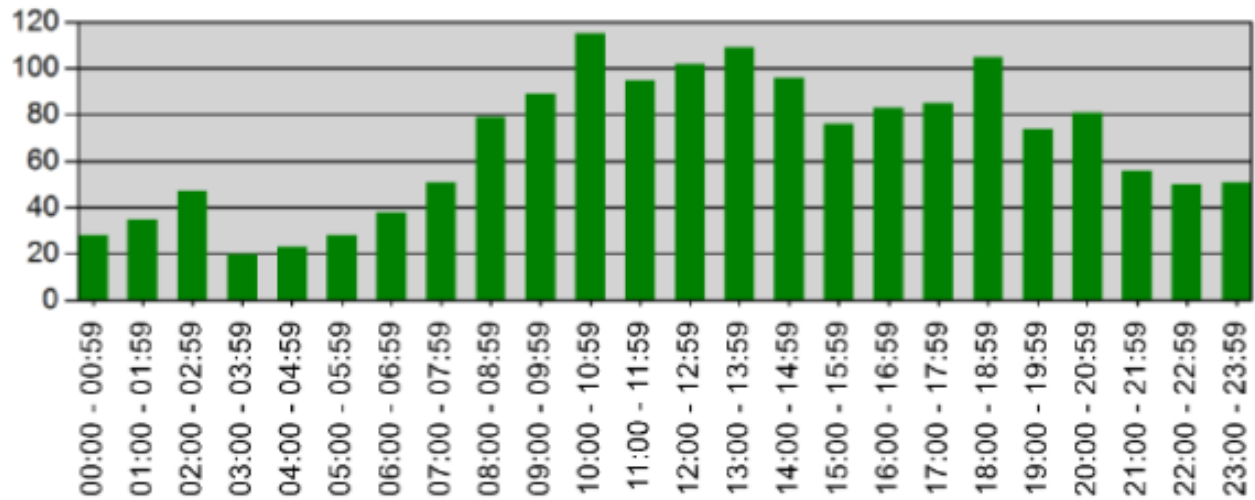


TIME	# INCIDENTS
00:00 - 00:59	8
01:00 - 01:59	10
02:00 - 02:59	9
03:00 - 03:59	5
04:00 - 04:59	5
05:00 - 05:59	7
06:00 - 06:59	10
07:00 - 07:59	9
08:00 - 08:59	18
09:00 - 09:59	26
10:00 - 10:59	25
11:00 - 11:59	24
12:00 - 12:59	22
13:00 - 13:59	24
14:00 - 14:59	25
15:00 - 15:59	15
16:00 - 16:59	21
17:00 - 17:59	22
18:00 - 18:59	32
19:00 - 19:59	9
20:00 - 20:59	20
21:00 - 21:59	10
22:00 - 22:59	13
23:00 - 23:59	17

TIME OF DAY YEAR TO DATE

Incidents by Hour for Apparatus for Date Range

Apparatus: All Apparatus | Start Date: 01/01/2022 | End Date: 04/30/2022



TIME	# INCIDENTS
00:00 - 00:59	28
01:00 - 01:59	35
02:00 - 02:59	47
03:00 - 03:59	20
04:00 - 04:59	23
05:00 - 05:59	28
06:00 - 06:59	38
07:00 - 07:59	51
08:00 - 08:59	79
09:00 - 09:59	89
10:00 - 10:59	115
11:00 - 11:59	95
12:00 - 12:59	102
13:00 - 13:59	109
14:00 - 14:59	96
15:00 - 15:59	76
16:00 - 16:59	83
17:00 - 17:59	85
18:00 - 18:59	105
19:00 - 19:59	74
20:00 - 20:59	81
21:00 - 21:59	56
22:00 - 22:59	50
23:00 - 23:59	51

FIRE PREVENTION

During the month of April, the fire department participated in 21 events that included 6 Community events, 2 puppet show, 2 Car Seat Installations, and 11 Smoke/carbon monoxide alarm installations.

TRAINING HOURS

Total MFD Training Hours for April: = 1,211.0