



DECEMBER 2021
MONTHLY REPORT

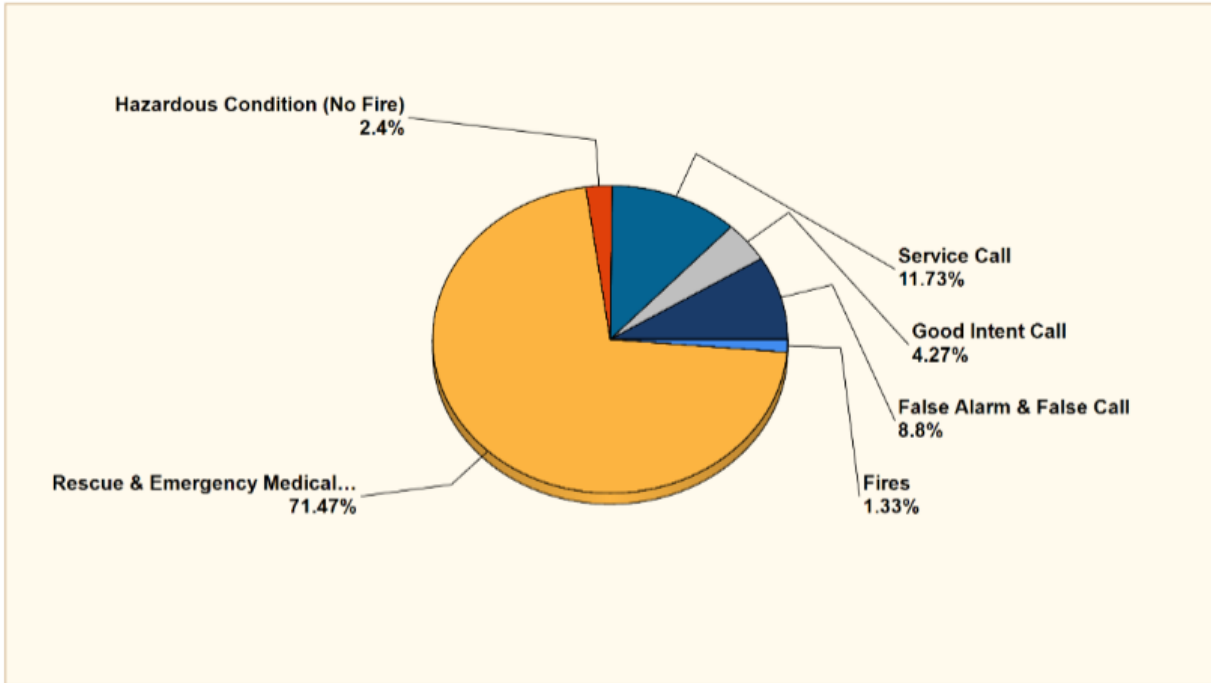
Brian McHone
Fire Chief

CALL VOLUMES

Total Incidents: 375

Breakdown by Major Incident Types for Date Range

Zone(s): All Zones | Start Date: 12/01/2021 | End Date: 12/31/2021



INCIDENT TYPE	CITY	DISTRICT	OUT OF AREA	TOTAL	% OF TOTAL
FIRES	2	1	2	5	1.33%
STRUCTURES		1	1	2	4
GRASS	0	0	0	0	0
VEHICLE	1	0	0	1	1
CONFINED	0	0	0	0	0
OTHER	0	0	0	0	0
MUTUAL AID	0	0	0	0	0
OVERPRESSURE	0	0	0	0	0.00%
RESCUE & EMERGENCY MEDICAL SERVICE	180	87	1	268	71.47%
HAZARDOUS CONDITION (NO FIRE)	8	1	0	9	2.40%
SERVICE CALL	31	13	0	44	11.73%
GOOD INTENT CALL	11	4	1	16	4.27%
FALSE ALARM & FALSE CALL	21	12	0	33	8.80%
SPECIAL INCIDENT TYPE	0	0	0	0	0.00%
SEVERE WEATHER & NATURAL DISASTER	0	0	0	0	0.00%
TOTAL	253	118	4	375	100.00%

Fires - 5

Structure -4

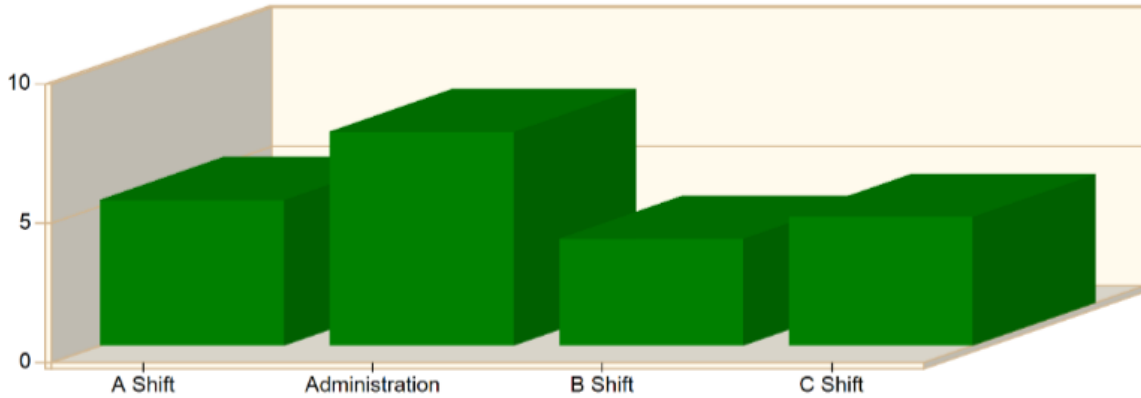
1901 Woodruff Rd. Loss:\$100.00 Saved:\$85,979.66
 240 Lakewood dr. Loss: \$500.00 Saved: \$153,990.00
 6 Wanda Ln. Loss \$0.00: Saved:\$18,000.00
 211 Loblolly ln. Loss:\$41,500.00 Saved:\$441,500.00

Grass Fires -0
 Vehicle Fires -1
 Confined - 0
 Other - 0
 Mutual Aid -0

AVERAGE RESPONSE TIMES

Incident Average Response Time per Shift for Date Range

Start Date: 12/01/2021 | End Date: 12/31/2021



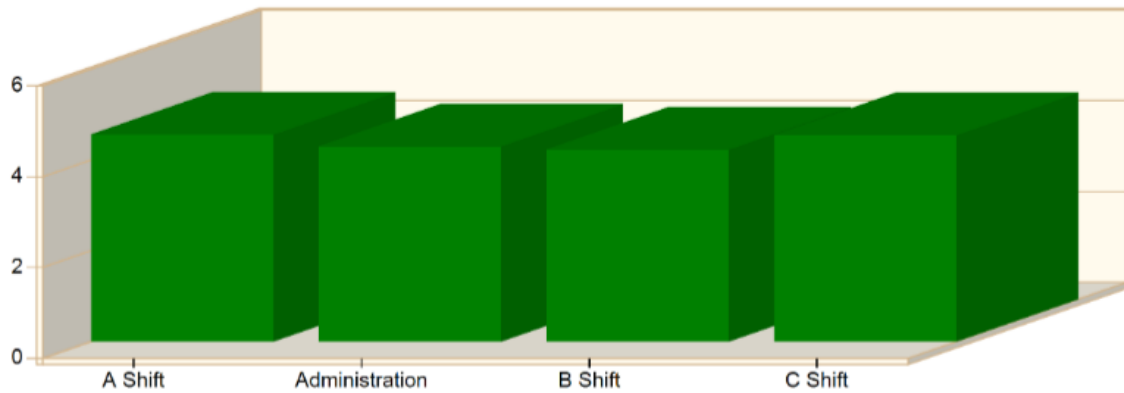
SHIFT	AVERAGE RESPONSE TIME (min) (Dispatch to Arrived)	CALLS
A Shift	5.23	111
Administration	7.68	4
B Shift	3.84	135
C Shift	4.63	124
Total Number of Calls:		374

YEAR TO DATE

AVERAGE RESPONSE TIMES

Incident Average Response Time per Shift for Date Range

Start Date: 01/01/2021 | End Date: 12/31/2021

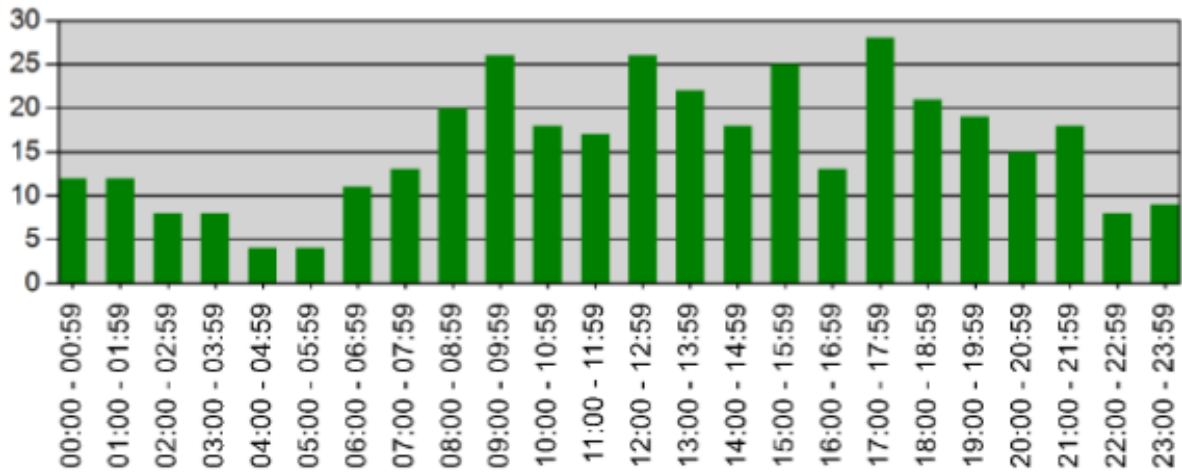


SHIFT	AVERAGE RESPONSE TIME (min) (Dispatch to Arrived)	CALLS
A Shift	4.56	1598
Administration	4.30	62
B Shift	4.23	1578
C Shift	4.55	1553
Total Number of Calls:		4791

TIME OF DAY DECEMBER

Incidents by Hour for Apparatus for Date Range

Apparatus: All Apparatus | Start Date: 12/01/2021 | End Date: 12/31/2021

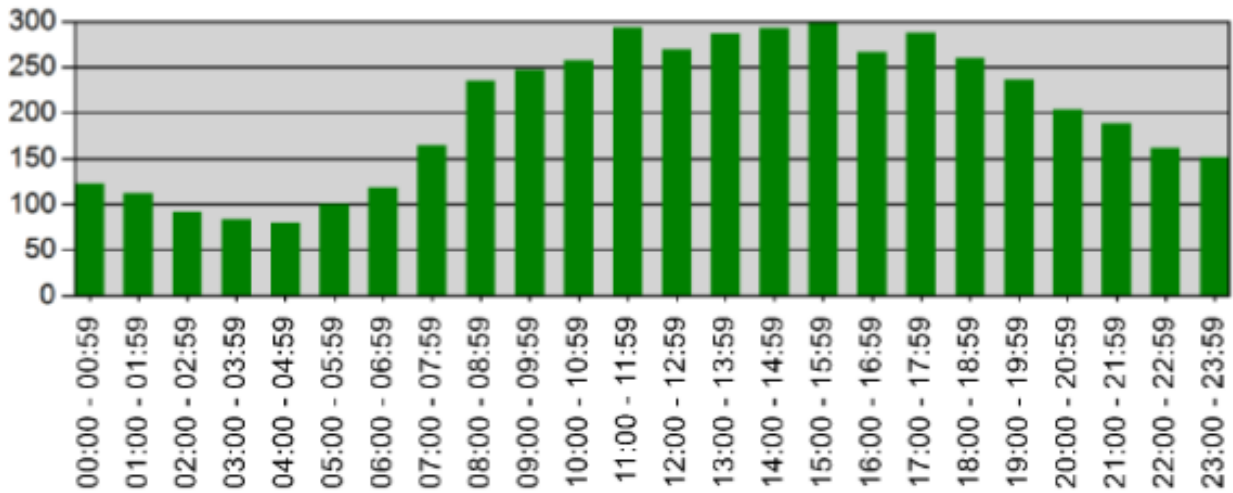


TIME	# INCIDENTS
00:00 - 00:59	12
01:00 - 01:59	12
02:00 - 02:59	8
03:00 - 03:59	8
04:00 - 04:59	4
05:00 - 05:59	4
06:00 - 06:59	11
07:00 - 07:59	13
08:00 - 08:59	20
09:00 - 09:59	26
10:00 - 10:59	18
11:00 - 11:59	17
12:00 - 12:59	26
13:00 - 13:59	22
14:00 - 14:59	18
15:00 - 15:59	25
16:00 - 16:59	13
17:00 - 17:59	28
18:00 - 18:59	21
19:00 - 19:59	19
20:00 - 20:59	15
21:00 - 21:59	18
22:00 - 22:59	8
23:00 - 23:59	9

TIME OF DAY YEAR TO DATE

Incidents by Hour for Apparatus for Date Range

Apparatus: All Apparatus | Start Date: 01/01/2021 | End Date: 12/31/2021



TIME	# INCIDENTS
00:00 - 00:59	123
01:00 - 01:59	112
02:00 - 02:59	92
03:00 - 03:59	84
04:00 - 04:59	80
05:00 - 05:59	100
06:00 - 06:59	118
07:00 - 07:59	165
08:00 - 08:59	235
09:00 - 09:59	247
10:00 - 10:59	258
11:00 - 11:59	294
12:00 - 12:59	270
13:00 - 13:59	287
14:00 - 14:59	293
15:00 - 15:59	299
16:00 - 16:59	267
17:00 - 17:59	288
18:00 - 18:59	260
19:00 - 19:59	237
20:00 - 20:59	204
21:00 - 21:59	189
22:00 - 22:59	162
23:00 - 23:59	152

FIRE PREVENTION

During the month of December, the fire department participated in 26 events that included 6 Community events, 8 Car Seat Installations, and 12 smoke alarm installations.

TRAINING HOURS

Total MFD Training Hours for December: Total training hours for MFD= 1,203.00

Total MFD Training Hours for the year: = 15,287.50