



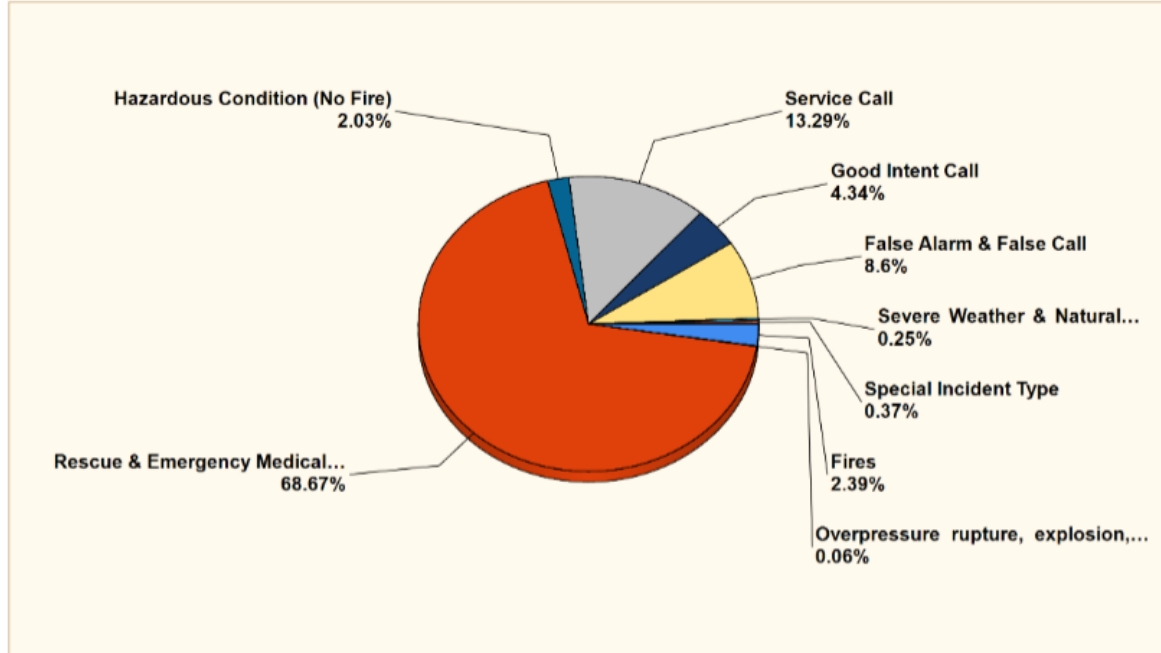
2021
YEAR END REPORT

Brian McHone
Fire Chief

Total Incidents: 4816

Breakdown by Major Incident Types for Date Range

Zone(s): All Zones | Start Date: 01/01/2021 | End Date: 12/31/2021



INCIDENT TYPE	CITY	DISTRICT	OUT OF AREA	TOTAL	% OF TOTAL
FIRES	57	51	7	115	2.39%
STRUCTURES		14	11	4	29
GRASS		20	22	0	42
VEHICLE		11	13	2	26
CONFINED		9	5	1	15
OTHER		3	0	0	3
MUTUAL AID		0	0	0	0
OVERPRESSURE	1	2	0	3	0.06%
RESCUE & EMERGENCY MEDICAL SERVICE	2064	1228	16	3307	68.67%
HAZARDOUS CONDITION (NO FIRE)	71	26	1	98	2.03%
SERVICE CALL	431	197	12	640	13.29%
GOOD INTENT CALL	112	80	17	209	4.34%
FALSE ALARM & FALSE CALL	266	148	0	414	8.60%
SPECIAL INCIDENT TYPE	15	3	0	18	0.37%
SEVERE WEATHER & NATURAL DISASTER	10	2	0	12	0.25%
TOTAL	3026	1737	53	4816	100.00%

Fires - 115
Structures - 29

TOTAL DOLLAR LOSS- \$773,351.00 TOTAL DOLLAR SAVED - \$24,015,409.00

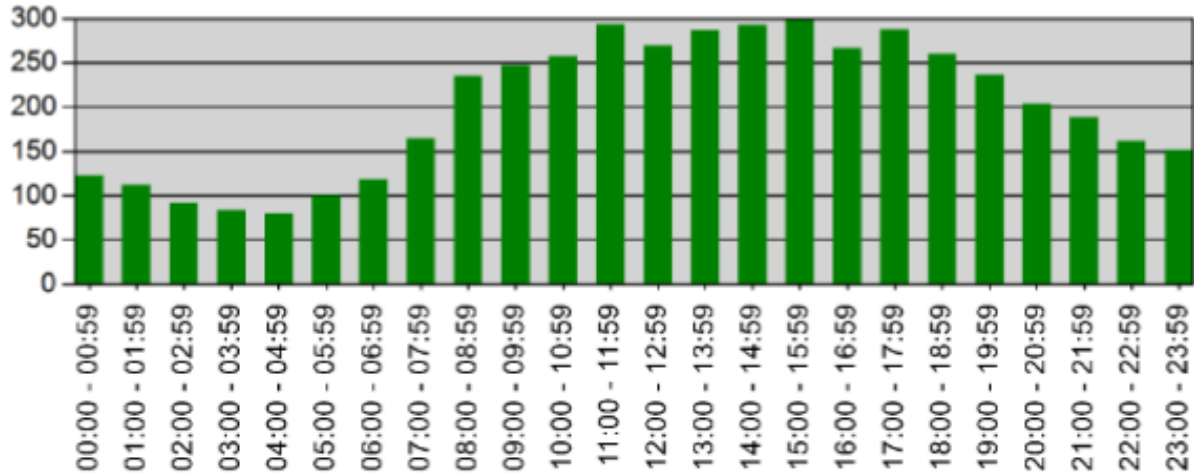
Grass Fires –
Vehicle Fires -
Confined –
Other –
Mutual Aid –

CALL VOLUMES

TIME OF DAY CALLS

Incidents by Hour for Apparatus for Date Range

Apparatus: All Apparatus | Start Date: 01/01/2021 | End Date: 12/31/2021

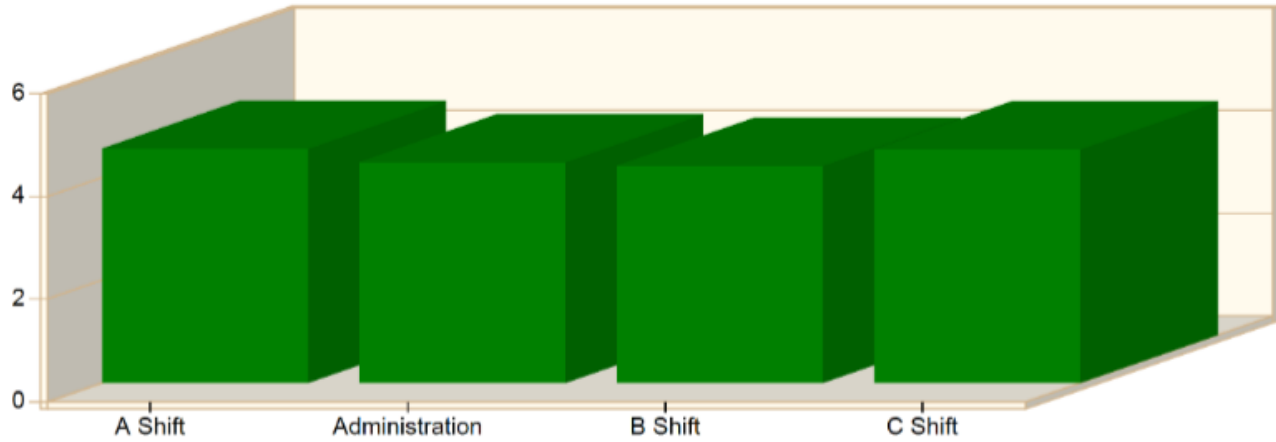


TIME	# INCIDENTS
00:00 - 00:59	123
01:00 - 01:59	112
02:00 - 02:59	92
03:00 - 03:59	84
04:00 - 04:59	80
05:00 - 05:59	100
06:00 - 06:59	118
07:00 - 07:59	165
08:00 - 08:59	235
09:00 - 09:59	247
10:00 - 10:59	258
11:00 - 11:59	294
12:00 - 12:59	270
13:00 - 13:59	287
14:00 - 14:59	293
15:00 - 15:59	299
16:00 - 16:59	267
17:00 - 17:59	288
18:00 - 18:59	260
19:00 - 19:59	237
20:00 - 20:59	204
21:00 - 21:59	189
22:00 - 22:59	162
23:00 - 23:59	152

AVERAGE RESPONSE TIMES

Incident Average Response Time per Shift for Date Range

Start Date: 01/01/2021 | End Date: 12/31/2021



SHIFT	AVERAGE RESPONSE TIME (min) (Dispatch to Arrived)	CALLS
A Shift	4.56	1598
Administration	4.30	62
B Shift	4.23	1578
C Shift	4.55	1553
Total Number of Calls:		4791

CODES ENFORCEMENT/FIRE PREVENTION

TOTAL INSPECTIONS –1,067

CITY - 783 73.3%

DISTRICT – 284 26.7%

CONFERENCES – **358**

New Construction/ New Businesses

TOTAL# NEW/CONSTRUCT/NEW BUSINESSES - 122

FIRE PREVENTION

TOTAL # EVENTS – 265

P.Shows/Tours/

Touch a Truck	-	19
Smoke Det. Inst.	-	151
CPR Classes	-	3
Fire Ext. Classes	-	2
Car Seat Inst.	-	26
City Events	-	57
Med. Standby	-	5
Other	-	2

TRAINING

2021 Total Training Hours:

- A-Shift = 4,375.00
- B-Shift = 4,449.50
- C-Shift = 5,350.00
- **MFD ALL Personnel = 15,287.50**