Community Police Chief Public Survey Result

Powered by SurveyMonkey

72

Total Responses

Date Opened: Monday, April 5, 2021 | Date Closed: Wednesday, April 28, 2021

Q1: Please select the Leadership qualities from the list below that you believe the new police chief should have. Please select up to six (6)

Answered: 72 Skipped: 0

ANSWER CHOICES	RESPONSES	
Honesty and Integrity	88.89%	64
Trustworthy and Transparent	88.89%	64
Personal Accountability and Accountability of Employees	79.17%	57
Fair Practices and Just Policing	76.39%	55
Accessibility to the Community and Community Relationship Building	34.72%	25
Understands the importance of Diversity and Inclusion (In the Community and the Workplace)	44.44%	32
Uses Community Oriented Policing	44.44%	32
Focus on Nationally Recognized Policing Policies	11.11%	8
Servant Leadership and Stewardship	36.11%	26
Promotes Development of Staff	34.72%	25
Awareness of Social Justice Issues	45.83%	33
Command Presence of Department	27.78%	20
Total Respondents: 72		

Q1: Please select the Leadership qualities from the list below that you believe the new police chief should have. Please select up to six (6)

Answered: 72 Skipped: 0

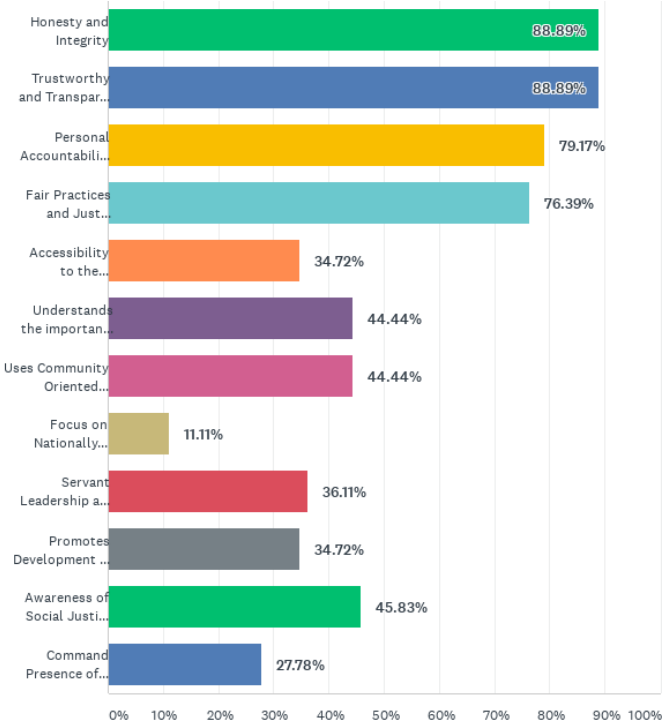

Q2: Please select the position qualifications from the list below that you believe the new police chief should have. Please select up to six (6)

Answered: 72 Skipped: 0

ANSWER CHOICES	RESPONSES	
Proven Track Record of Reducing Crime	44.44%	32
Record of Community Involvement and Engaging in community outreach initiatives	68.06%	49
Past Executive Leadership Experierence in a Law Enforcement Agency	43.06%	31
Level of Education	19.44%	14
Record of relationship development with other law enforcement agencies and jurisdictions	30.56%	22
Experience implementing innovative and nationally recognized policy/crime prevention strategies	43.06%	31
Implementing change	33.33%	24
Crisis and emergency management experience	54.17%	39
Experience with community-orientated policing	54.17%	39
Fiscal and budgetary management	34.72%	25
Ability to communicate across different cultures/diverse groups	54.17%	39
History of Involvement in day-to-day operations of the Department	43.06%	31
Other (please specify):	5.56%	4
Total Respondents: 72		

Q2: Please select the position qualifications from the list below that you believe the new police chief should have. Please select up to six (6)

Answered: 72 Skipped: 0

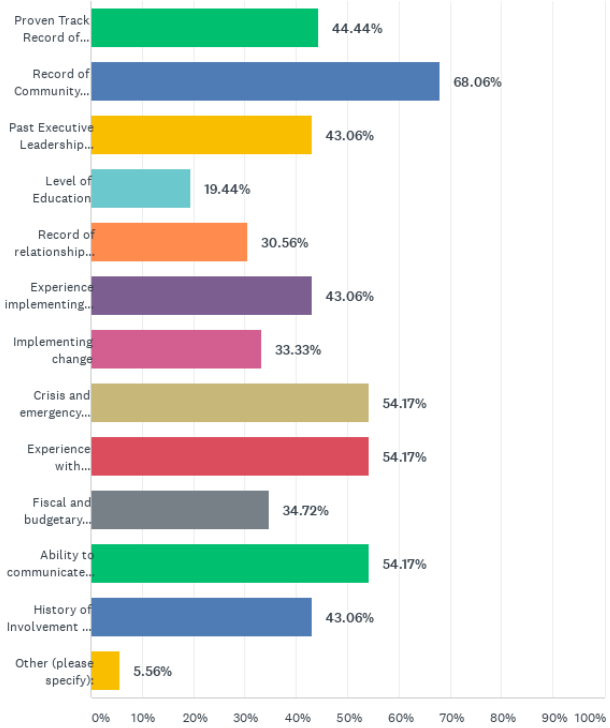

Q3: What are the priorities that you would like for the new police chief and police department to focus on? Please select up to six (6).

Answered: 72 Skipped: 0

ANSWER CHOICES	RESPONSES	
Crime prevention and reduction	63.89%	46
Strengthening Community Relationships	68.06%	49
Gang prevention and intervention	41.67%	30
Responding to emergency calls for service	36.11%	26
Traffic Enforcement	33.33%	24
Addressing Vagrancy/Homelessness	11.11%	8
Drug and Alcohol Enforcement	31.94%	23
Increase engagement with the City's youth population/Schools	47.22%	34
Prostitution	4.17%	3
Reduction of violent crime	34.72%	25
Increased presence and engagement within neighborhoods	70.83%	51
Police Department Accountability	56.94%	41
Other (please specify):	6.94%	5
Total Respondents: 72		

Q3: What are the priorities that you would like for the new police chief and police department to focus on? Please select up to six (6).

Answered: 72 Skipped: 0

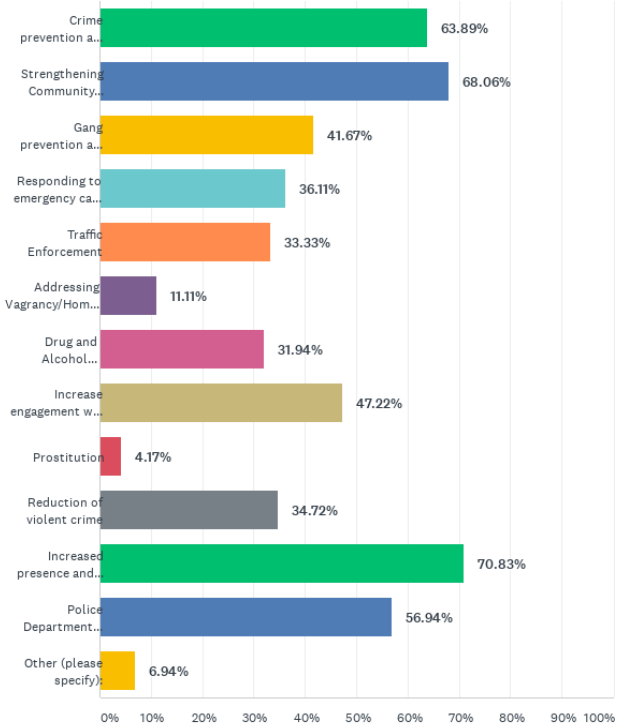

Q4: Please select the issues you believe are the most significant public safety problems within the City of Mauldin? Please select up to three (3).

Answered: 71 Skipped: 1

ANSWER CHOICES	RESPONSES	
Traffic issues/residential speeding	70.42%	50
Car stereos/alarms	2.82%	2
Drug Possession and use	46.48%	33
Illegal Dumping	11.27%	8
Littering	28.17%	20
Parking/Traffic Problems	26.76%	19
Violent Crime	26.76%	19
Increased street lighting	28.17%	20
Public Drinking	5.63%	4
Stray/Barking Dogs	2.82%	2
Unsupervised Children	4.23%	3
Vandalism/Graffiti	12.68%	9
Other (please specify):	19.72%	14
Total Respondents: 71		

Q4: Please select the issues you believe are the most significant public safety problems within the City of Mauldin? Please select up to three (3).

Answered: 71 Skipped: 1

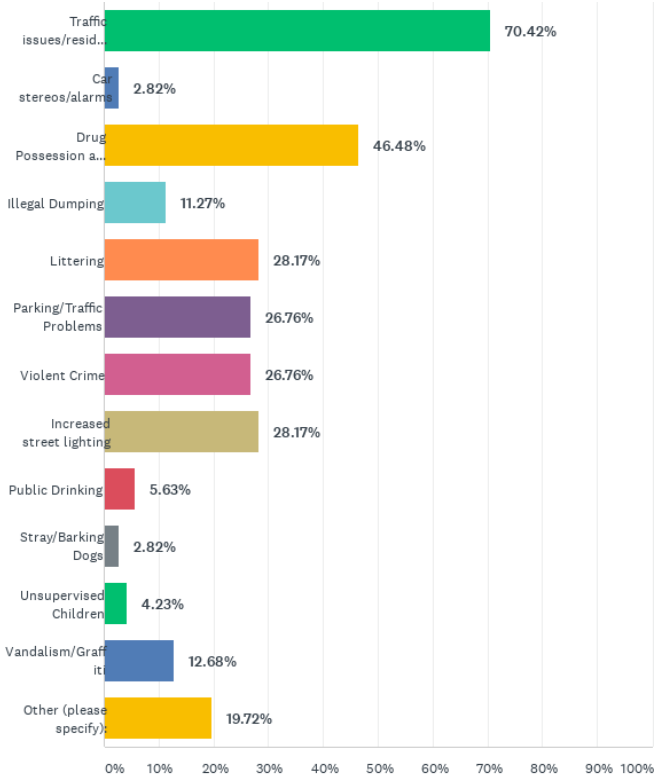

Q5: What efforts are currently underway in the City of Mauldin Police Department that you would like to see continued under the new Chief of Police?

Answered: 70 Skipped: 2

ANSWER CHOICES	RESPONSES	
Youth services	45.71%	32
Reducing Crime and the Fear of Crime	55.71%	39
Building Strong Community Relations	71.43%	50
Developing and Empowering Personnel	37.14%	26
Strengthening Planning, Evaluation, and Fiscal Management	40.00%	28
Accreditation	31.43%	22
Other (please specify):	7.14%	5
Total Respondents: 70		

Q5: What efforts are currently underway in the City of Mauldin Police Department that you would like to see continued under the new Chief of Police?

Answered: 70 Skipped: 2

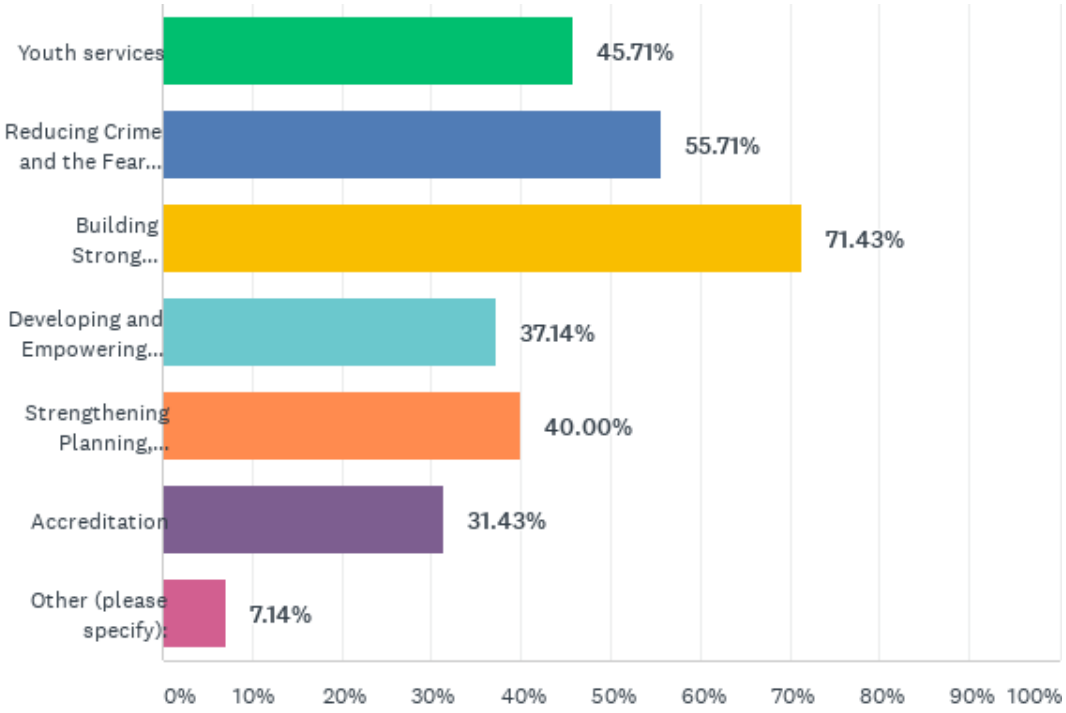

Q6: What new initiatives would you like to be pursued in the City of Mauldin Police Department under the new Chief of Police? Please select three (3)

Answered: 72 Skipped: 0

ANSWER CHOICES	RESPONSES	
Increased officer staffing levels/officer retention	31.94%	23
Increased community outreach and engagement	50.00%	36
Neighborhood-specific concerns and presence	48.61%	35
Increased officer training (e.g. mental health, cultural and racial sensitivity, de-escalation techiques)	62.50%	45
Crime prevention/reduction	40.28%	29
Improved enforcement of laws	16.67%	12
Officer wages/pay	38.89%	28
Improved officer response times	13.89%	10
Other (please specify)	1.39%	1
Total Respondents: 72		

Q6: What new initiatives would you like to be pursued in the City of Mauldin Police Department under the new Chief of Police? Please select three (3)

Answered: 72 Skipped: 0

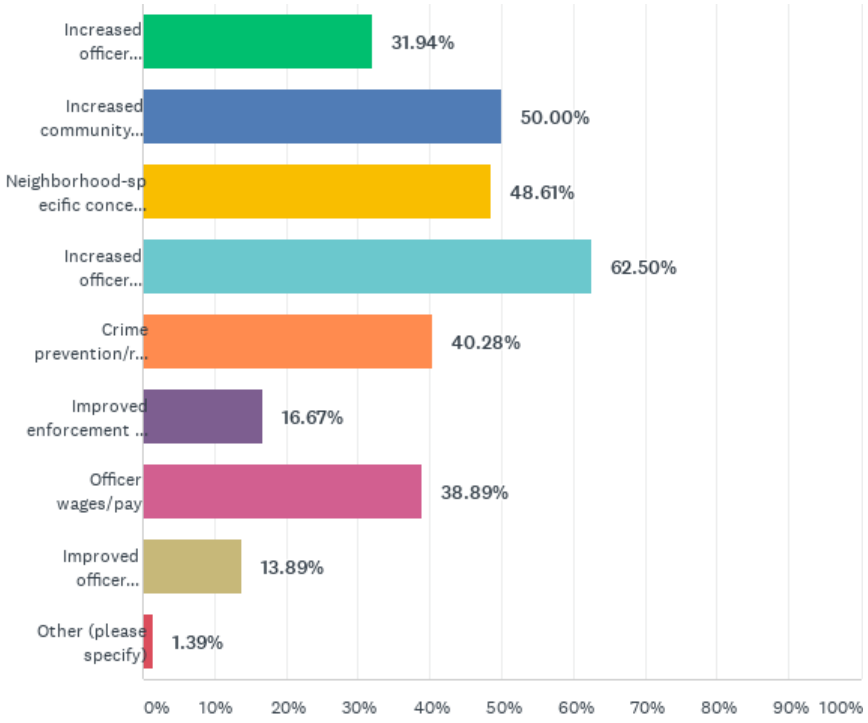

Q9: To what extent does the City of Mauldin Police Department develop and retain positive relationships with community members (e.g., residents, organizations, businesses, etc.)?

Answered: 68 Skipped: 4

ANSWER CHOICES	RESPONSES	
Not at all	14.71%	10
Sometimes	48.53%	33
More often than not	20.59%	14
On a regular basis	16.18%	11
Total Respondents: 68		

Q9: To what extent does the City of Mauldin Police Department develop and retain positive relationships with community members (e.g., residents, organizations, businesses, etc.)?

Answered: 68 Skipped: 4

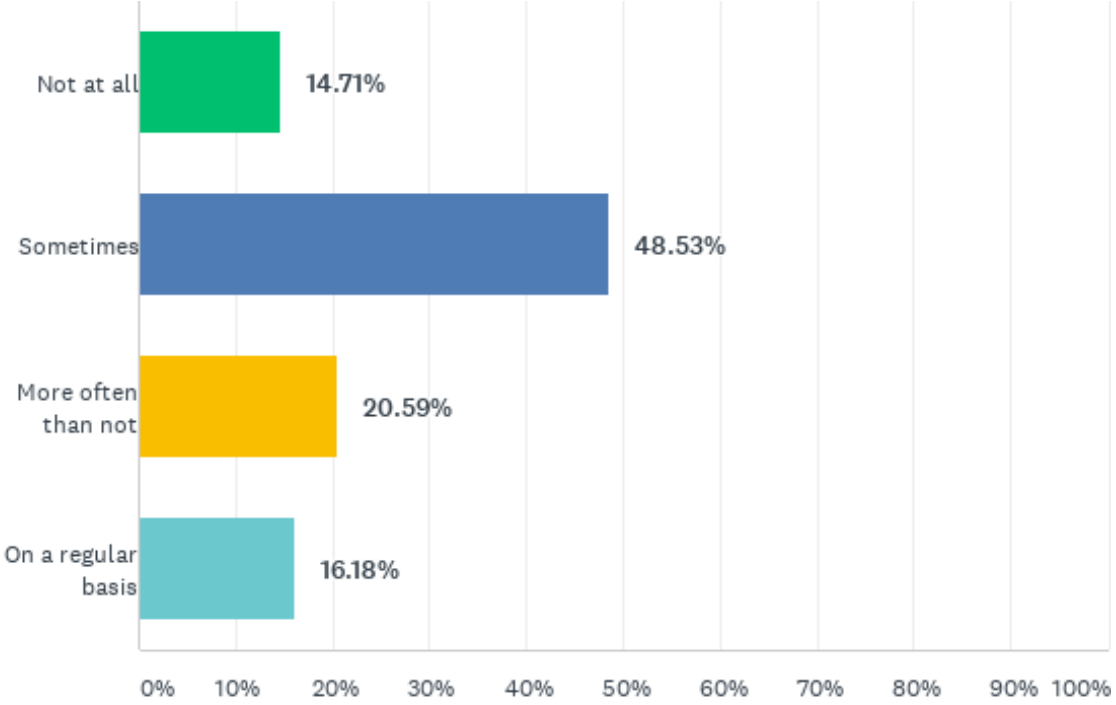

Q10: What is your overall satisfaction with the Mauldin Police Department ?

Answered: 72 Skipped: 0

ANSWER CHOICES	RESPONSES	
Satisfied	43.06%	31
Neither satisfied nor dissatisfied	44.44%	32
Dissatisfied	12.50%	9
Total Respondents: 72		

Q10: What is your overall satisfaction with the Mauldin Police Department ?

Answered: 72 Skipped: 0

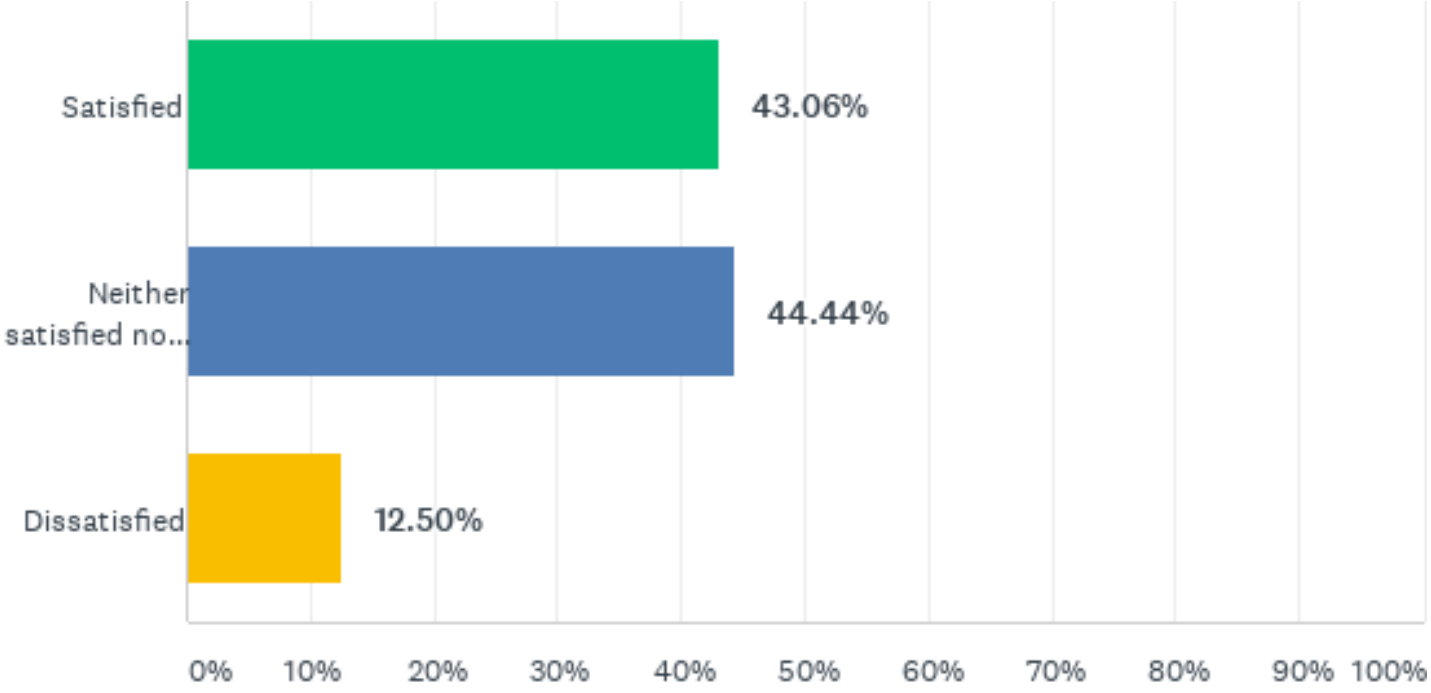

Q11: Do you live in the City of Mauldin?

Answered: 71 Skipped: 1

ANSWER CHOICES	RESPONSES	
Yes	94.37%	67
No	5.63%	4
Total Respondents: 71		

Q11: Do you live in the City of Mauldin?

Answered: 71 Skipped: 1

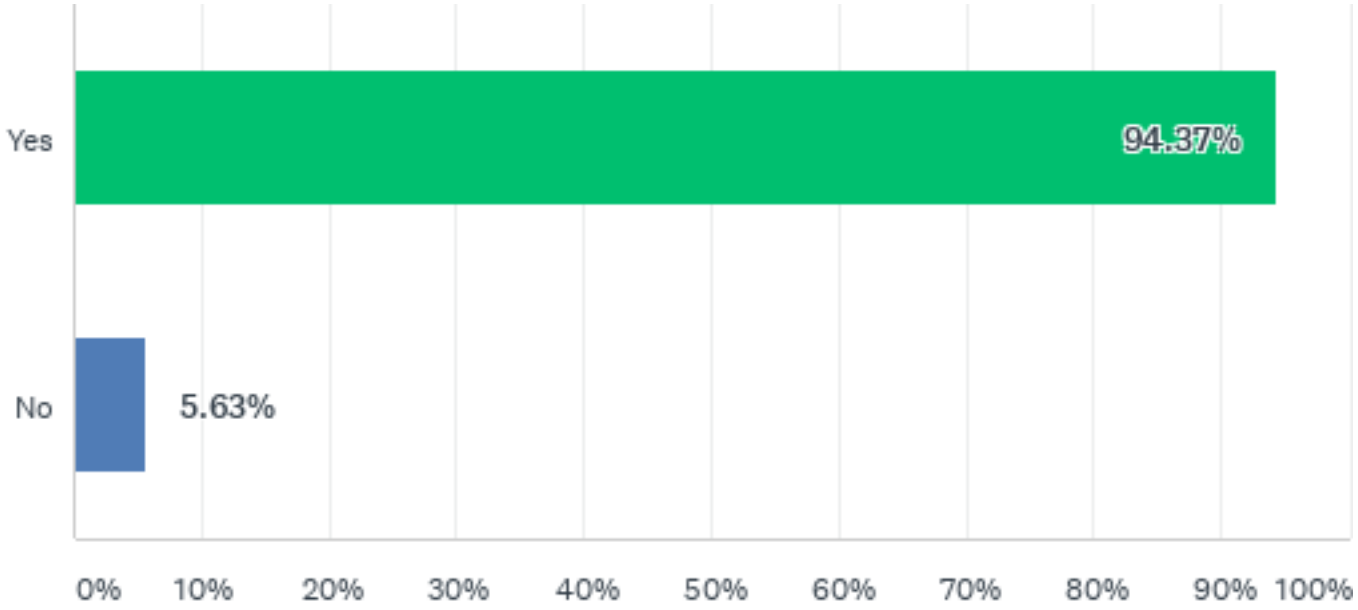

Q12: If you are a resident of Mauldin, what is your residential zip code

Answered: 70 Skipped: 2

ANSWER CHOICES	RESPONSES	
29662	68.57%	48
29607	24.29%	17
29681	7.14%	5
Total Respondents: 70		

Q12: If you are a resident of Mauldin, what is your residential zip code

Answered: 70 Skipped: 2

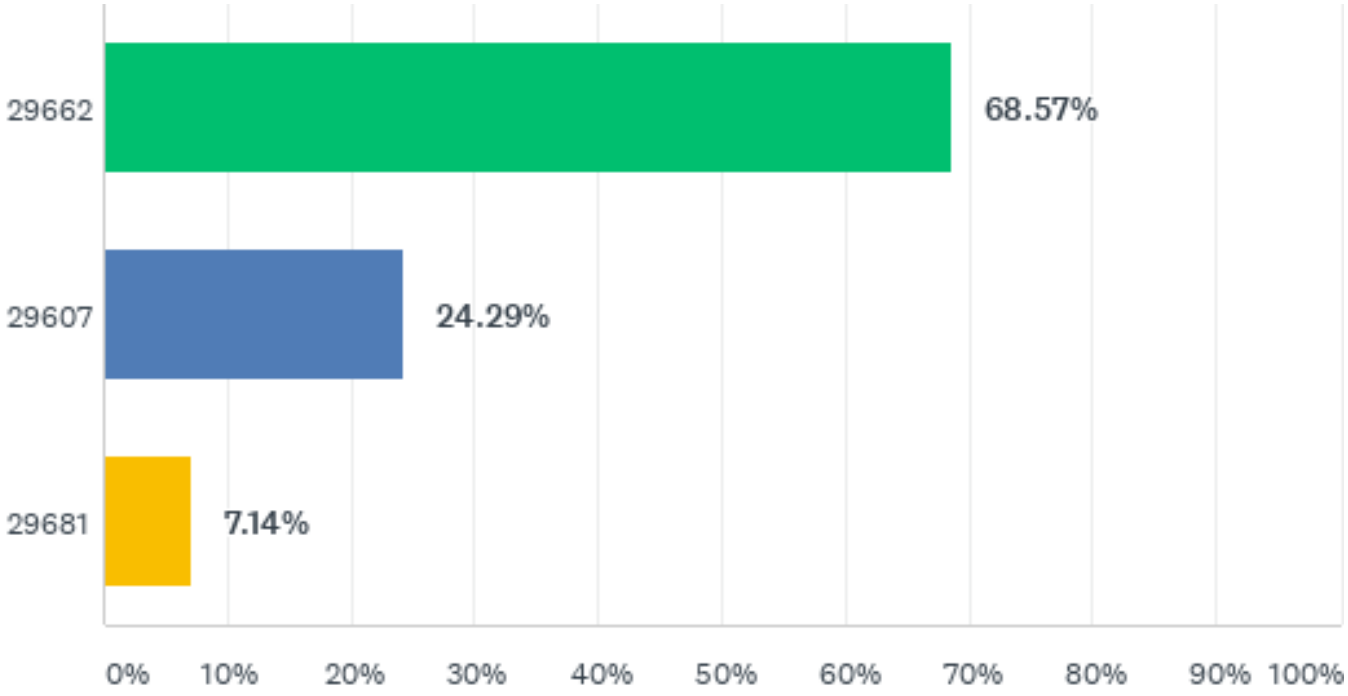

Q13: Do you work or own a business in the City of Mauldin?

Answered: 72 Skipped: 0

ANSWER CHOICES	RESPONSES	
Yes	22.22%	16
No	77.78%	56
Total Respondents: 72		

Q13: Do you work or own a business in the City of Mauldin?

Answered: 72 Skipped: 0

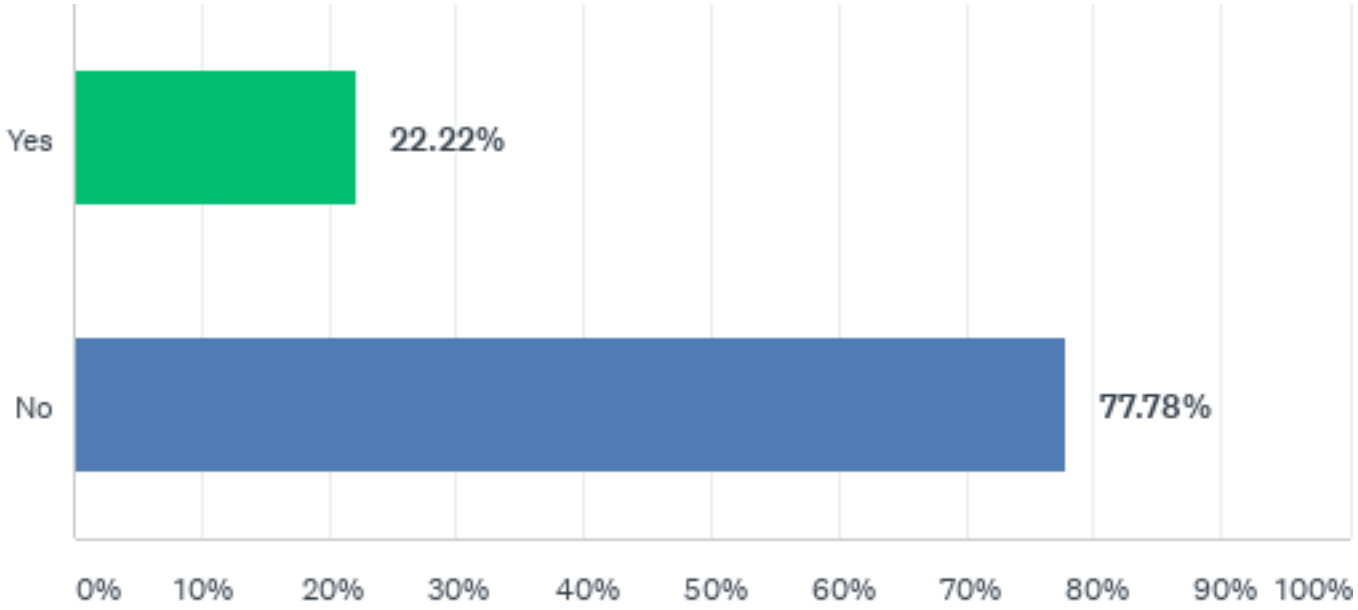

Q14: If you work or own a business in the City of Mauldin, what is the zip code of your business?

Answered: 30 Skipped: 42

ANSWER CHOICES	RESPONSES	
29662	53.33%	16
29607	33.33%	10
29681	13.33%	4
Total Respondents: 30		

Q14: If you work or own a business in the City of Mauldin, what is the zip code of your business?

Answered: 30 Skipped: 42

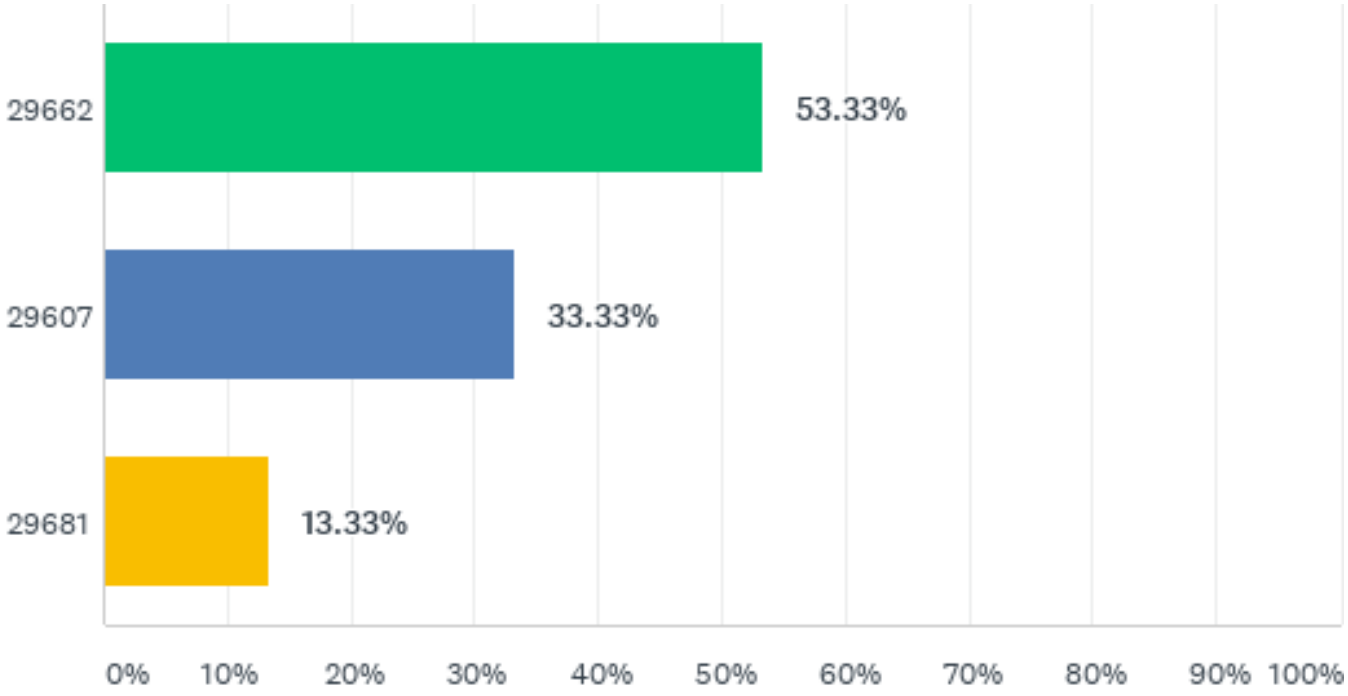

Q15: Which of the following best describes your age?

Answered: 71 Skipped: 1

ANSWER CHOICES	RESPONSES	
17 and under	0.00%	0
18-24	1.41%	1
25-34	19.72%	14
35-44	23.94%	17
45-54	18.31%	13
55-64	18.31%	13
65 and older	18.31%	13
Total Respondents: 71		

Q15: Which of the following best describes your age?

Answered: 71 Skipped: 1

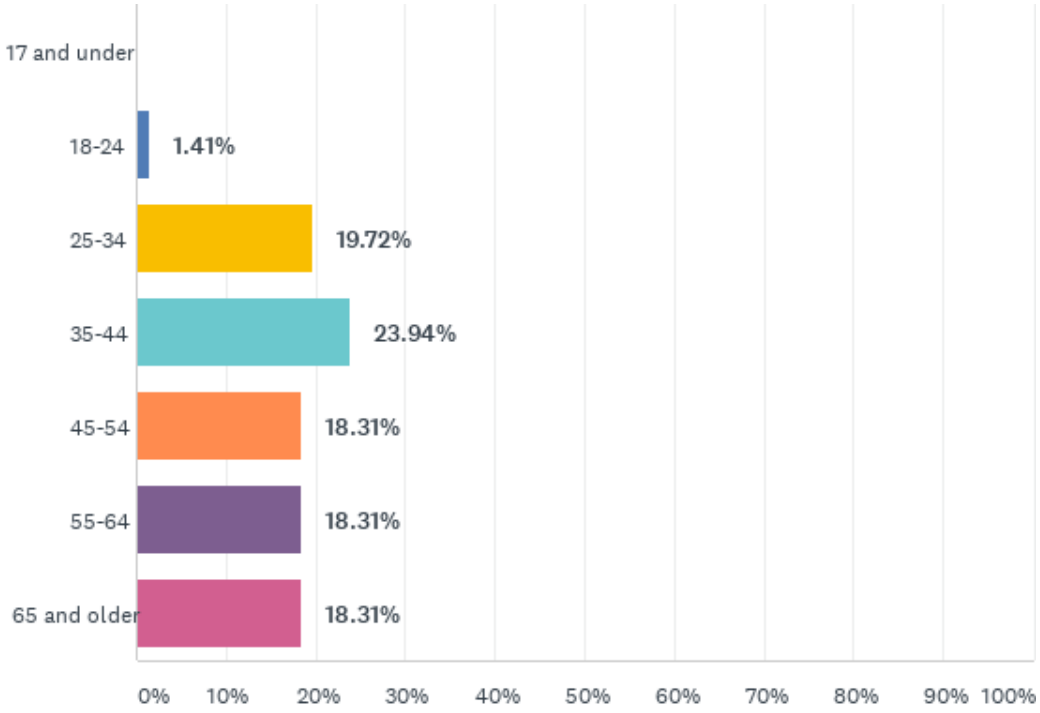

Q16: Which of the following best describes your race?

Answered: 71 Skipped: 1

ANSWER CHOICES	RESPONSES	
White or Caucasian	74.65%	53
Black or African American	9.86%	7
Hispanic or Latino	4.23%	3
Asian or Asian American	2.82%	2
American Indian or Alaska Native	0.00%	0
Two or more races	8.45%	6
Another race	4.23%	3
Total Respondents: 71		

Q16: Which of the following best describes your race?
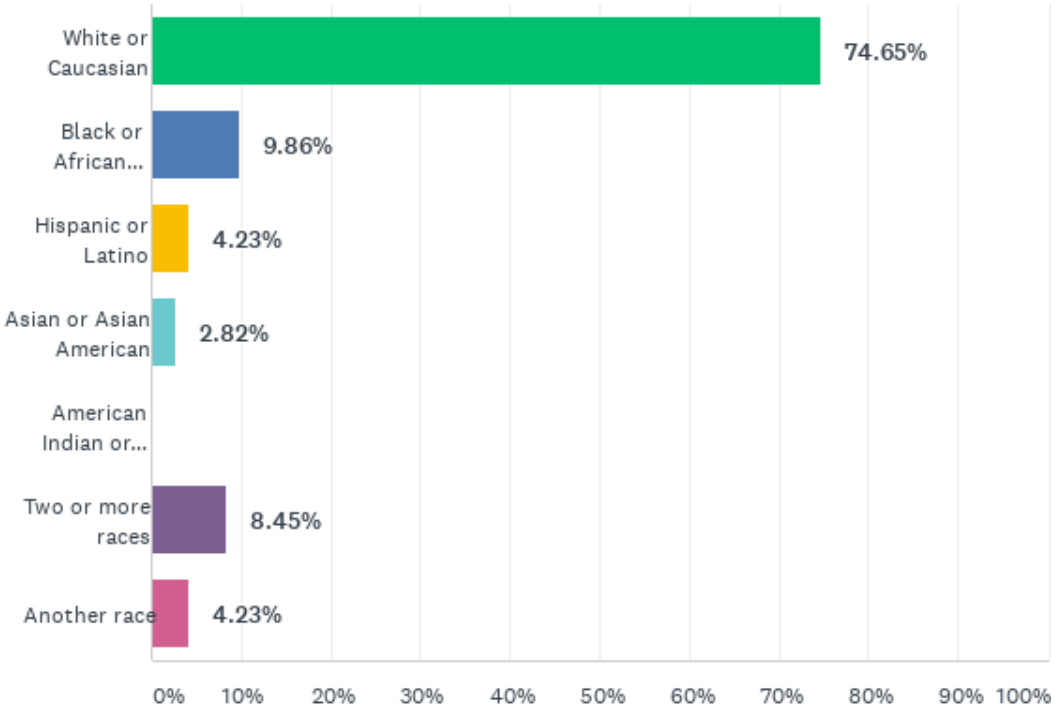
Answered: 71 Skipped: 1