



MARCH 2021
MONTHLY REPORT

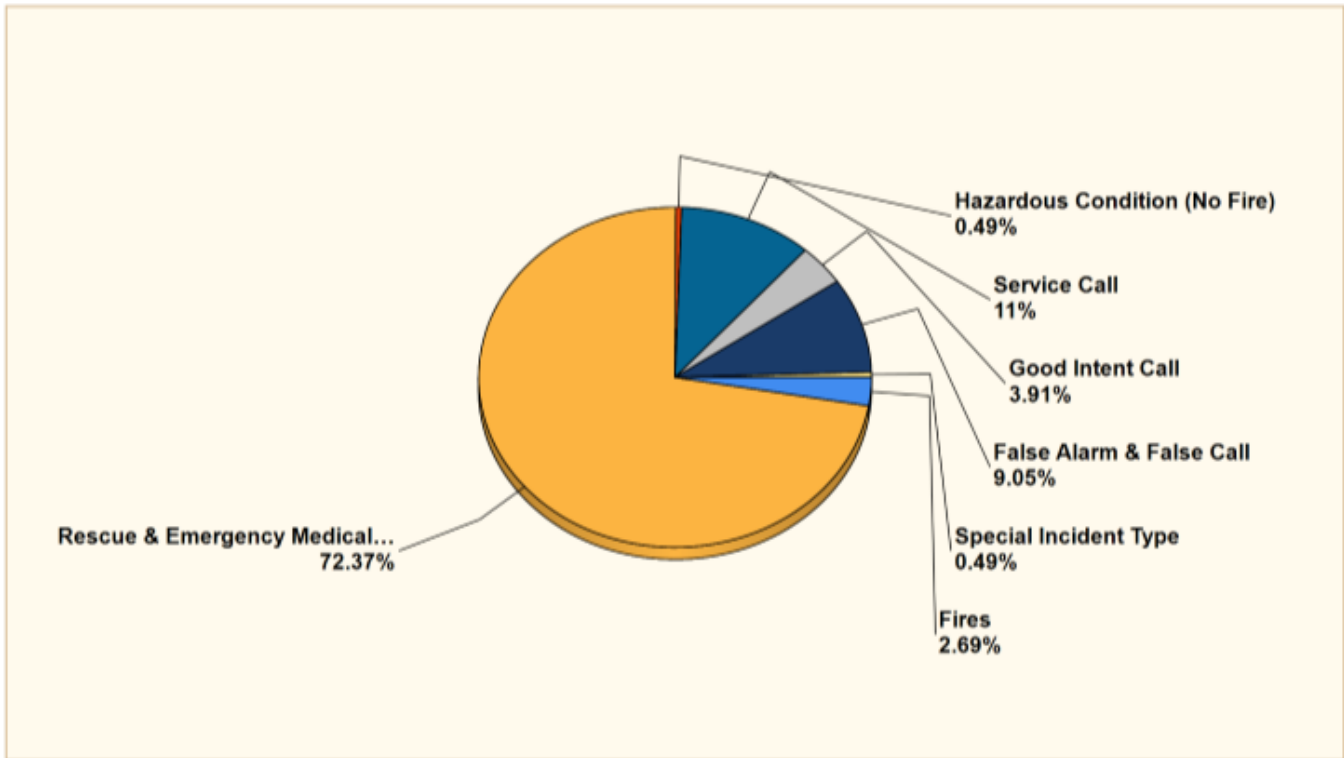
Brian McHone
Fire Chief

CALL VOLUMES

Total Incidents: 409

Breakdown by Major Incident Types for Date Range

Zone(s): All Zones | Start Date: 03/01/2021 | End Date: 03/31/2021



INCIDENT TYPE	CITY	DISTRICT	OUT OF AREA	TOTAL	% OF TOTAL
FIRES	5	5	1	11	2.69%
STRUCTURES		2	1	3	
GRASS		2	3	5	
VEHICLE		0	1	1	
CONFINED		1	0	1	
OTHER		0	0	0	
MUTUAL AID		0	0	1	1
OVERPRESSURE	0	0	0	0	0.00%
RESCUE & EMERGENCY MEDICAL SERVICE	179	116	1	296	72.37%
HAZARDOUS CONDITION (NO FIRE)	2	0	0	2	0.49%
SERVICE CALL	24	21	0	45	11.00%
GOOD INTENT CALL	10	4	2	16	3.91%
FALSE ALARM & FALSE CALL	20	17	0	37	9.05%
SPECIAL INCIDENT TYPE	2	0	0	2	0.49%
SEVERE WEATHER & NATURAL DISASTER	0	0	0	0	0.00%
TOTAL	242	163	4	409	100.00%

Fires - 11

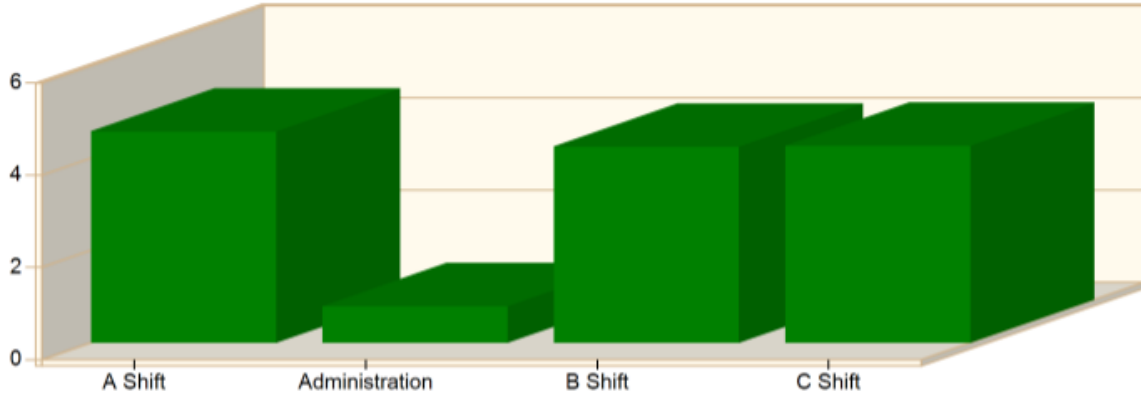
Structure – 3 5 Barrier Way. Loss: \$250,000.00 Saved: \$200,000.00
 11 Brookbend Rd. Loss: \$0.00 Saved: \$146,220.00
 111 and 109 Old Hickory Pt. Loss: \$115,800.00 Saved: \$420,550.00

Grass Fires – 5
 Vehicle Fires -1
 Confined – 1
 Other – 0
 Mutual Aid – 1

AVERAGE RESPONSE TIMES

Incident Average Response Time per Shift for Date Range

Start Date: 03/01/2021 | End Date: 03/31/2021



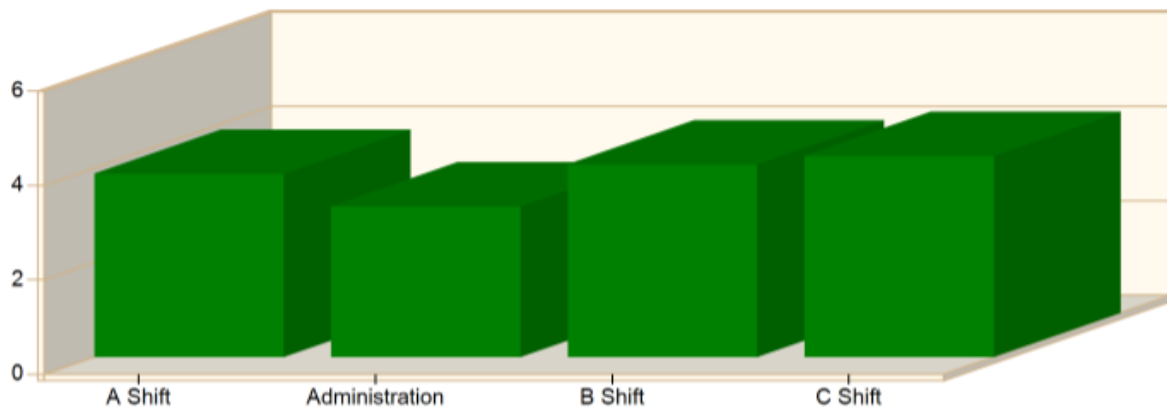
SHIFT	AVERAGE RESPONSE TIME (min) (Dispatch to Arrived)	CALLS
A Shift	4.58	132
Administration	0.79	3
B Shift	4.25	124
C Shift	4.27	147
Total Number of Calls:		406

YEAR TO DATE

AVERAGE RESPONSE TIMES

Incident Average Response Time per Shift for Date Range

Start Date: 01/01/2021 | End Date: 12/31/2021

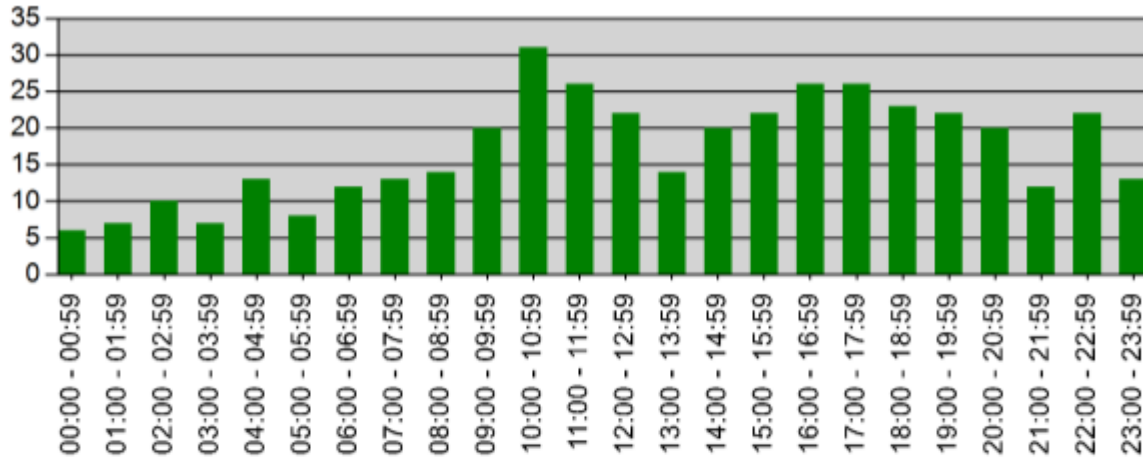


SHIFT	AVERAGE RESPONSE TIME (min) (Dispatch to Arrived)	CALLS
A Shift	3.88	421
Administration	3.19	16
B Shift	4.08	390
C Shift	4.26	418
Total Number of Calls:		1245

TIME OF DAY MARCH

Incidents by Hour for Apparatus for Date Range

Apparatus: All Apparatus | Start Date: 03/01/2021 | End Date: 03/31/2021

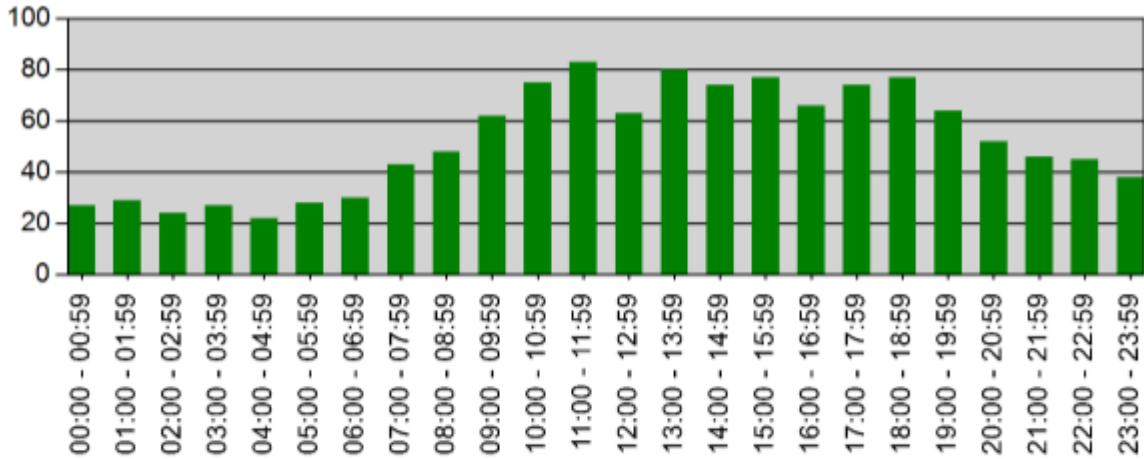


TIME	# INCIDENTS
00:00 - 00:59	6
01:00 - 01:59	7
02:00 - 02:59	10
03:00 - 03:59	7
04:00 - 04:59	13
05:00 - 05:59	8
06:00 - 06:59	12
07:00 - 07:59	13
08:00 - 08:59	14
09:00 - 09:59	20
10:00 - 10:59	31
11:00 - 11:59	26
12:00 - 12:59	22
13:00 - 13:59	14
14:00 - 14:59	20
15:00 - 15:59	22
16:00 - 16:59	26
17:00 - 17:59	26
18:00 - 18:59	23
19:00 - 19:59	22
20:00 - 20:59	20
21:00 - 21:59	12
22:00 - 22:59	22
23:00 - 23:59	13

TIME OF DAY YEAR TO DATE

Incidents by Hour for Apparatus for Date Range

Apparatus: All Apparatus | Start Date: 01/01/2021 | End Date: 12/31/2021



TIME	# INCIDENTS
00:00 - 00:59	27
01:00 - 01:59	29
02:00 - 02:59	24
03:00 - 03:59	27
04:00 - 04:59	22
05:00 - 05:59	28
06:00 - 06:59	30
07:00 - 07:59	43
08:00 - 08:59	48
09:00 - 09:59	62
10:00 - 10:59	75
11:00 - 11:59	83
12:00 - 12:59	63
13:00 - 13:59	80
14:00 - 14:59	74
15:00 - 15:59	77
16:00 - 16:59	66
17:00 - 17:59	74
18:00 - 18:59	77
19:00 - 19:59	64
20:00 - 20:59	52
21:00 - 21:59	46
22:00 - 22:59	45

FIRE PREVENTION

During the month of March, the fire department participated in 14 events that included 1 Birthday drive by, 1 Car Seat Installation ,10 smoke alarm installations, 1 caucus meeting at Station 1, and 1 Little League opening day.

TRAINING HOURS

Total MFD Training Hours for March: Total training hours for MFD= 1,889.25