



FEBRUARY 2021
MONTHLY REPORT

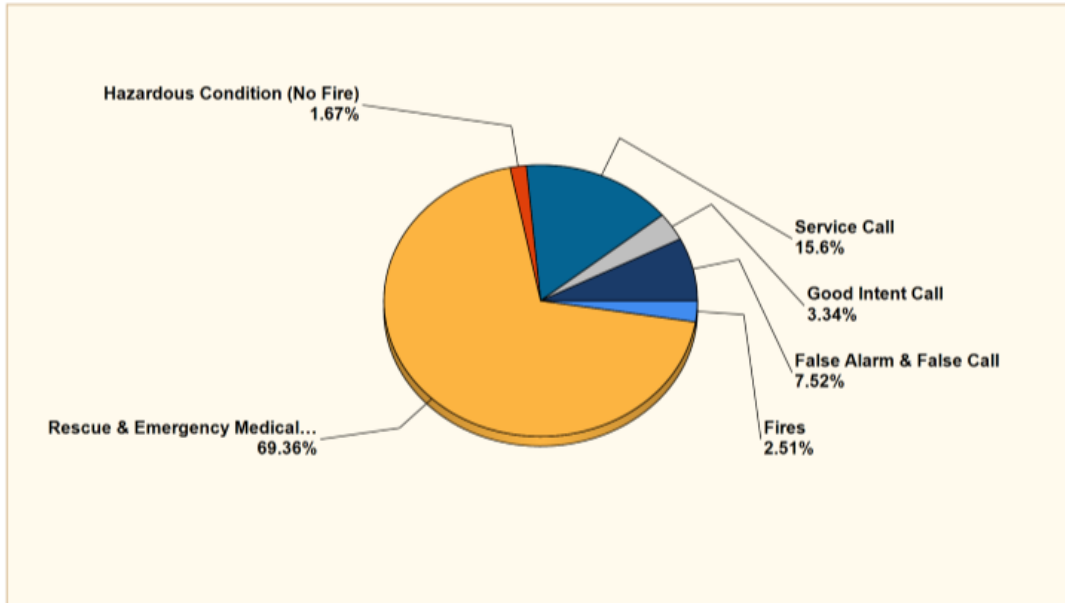
Brian McHone
Fire Chief

CALL VOLUMES

Total Incidents: 359

Breakdown by Major Incident Types for Date Range

Zone(s): All Zones | Start Date: 02/01/2021 | End Date: 02/28/2021



INCIDENT TYPE	CITY	DISTRICT	OUT OF AREA	TOTAL	% OF TOTAL
FIRES	4	5	0	9	2.51%
STRUCTURES		3	2	0	5
GRASS		1	0	0	1
VEHICLE		0	1	0	1
CONFINED		0	2	0	2
OTHER		0	0	0	0
MUTUAL AID		0	0	0	0
OVERPRESSURE	0	0	0	0	0.00%
RESCUE & EMERGENCY MEDICAL SERVICE	149	97	3	249	69.36%
HAZARDOUS CONDITION (NO FIRE)	3	2	1	6	1.67%
SERVICE CALL	37	19	0	56	15.60%
GOOD INTENT CALL	9	2	1	12	3.34%
FALSE ALARM & FALSE CALL	15	12	0	27	7.52%
SPECIAL INCIDENT TYPE	0	0	0	0	0.00%
SEVERE WEATHER & NATURAL DISASTER	0	0	0	0	0.00%
TOTAL	217	137	5	359	100.00%

Fires - 9

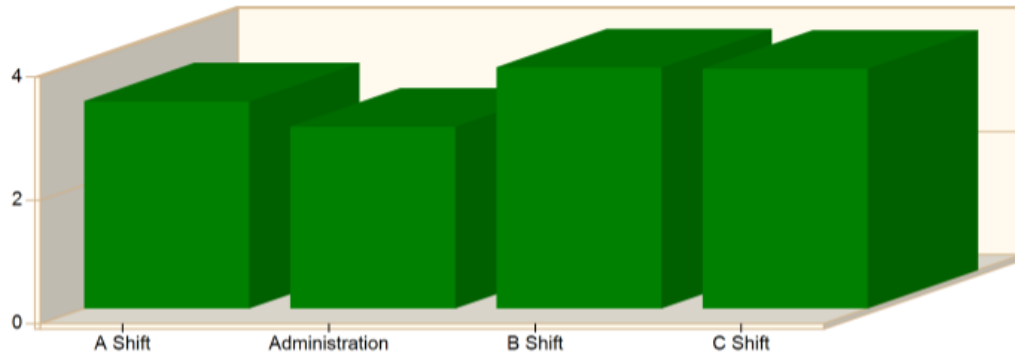
Structure - 5	10 Moore St.	Loss: \$1,000.00	Saved: \$901,000.00
	2117 Bethel Rd.	Loss: \$11,500.00	Saved: \$502,410.00
	58 Ridgestone Cir.	Loss: 125,000.00	Saved: \$50,000.00
	104 Whitehorn	Loss \$8,500.00	Saved: \$226,120.00
	109 Sweetland Ct.	Loss \$9,500.00	Saved: \$0

- Grass Fires - 1
- Vehicle Fires - 1
- Confined - 2
- Other - 0
- Mutual Aid - 0

AVERAGE RESPONSE TIMES

Incident Average Response Time per Shift for Date Range

Start Date: 02/01/2021 | End Date: 02/28/2021



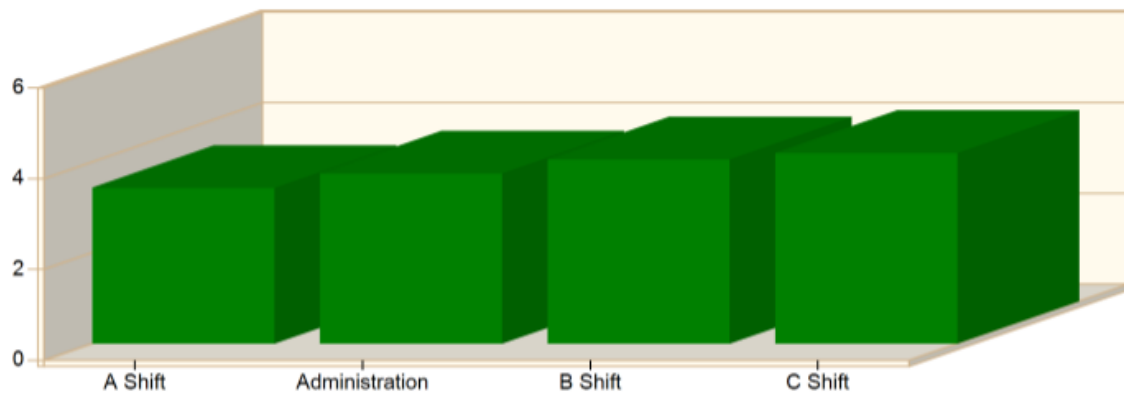
SHIFT	AVERAGE RESPONSE TIME (min) (Dispatch to Arrived)	CALLS
A Shift	3.36	131
Administration	2.95	8
B Shift	3.91	111
C Shift	3.89	109
Total Number of Calls:		359

YEAR TO DATE

AVERAGE RESPONSE TIMES

Incident Average Response Time per Shift for Date Range

Start Date: 01/01/2021 | End Date: 02/28/2021

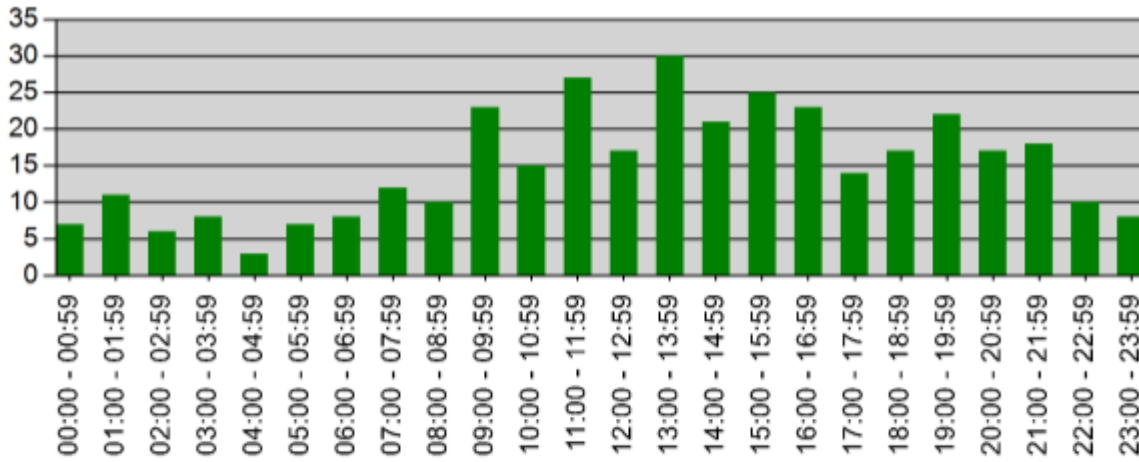


SHIFT	AVERAGE RESPONSE TIME (min) (Dispatch to Arrived)	CALLS
A Shift	3.43	272
Administration	3.75	13
B Shift	4.06	255
C Shift	4.20	259
Total Number of Calls:		799

TIME OF DAY FEBRUARY

Incidents by Hour for Apparatus for Date Range

Apparatus: All Apparatus | Start Date: 02/01/2021 | End Date: 02/28/2021

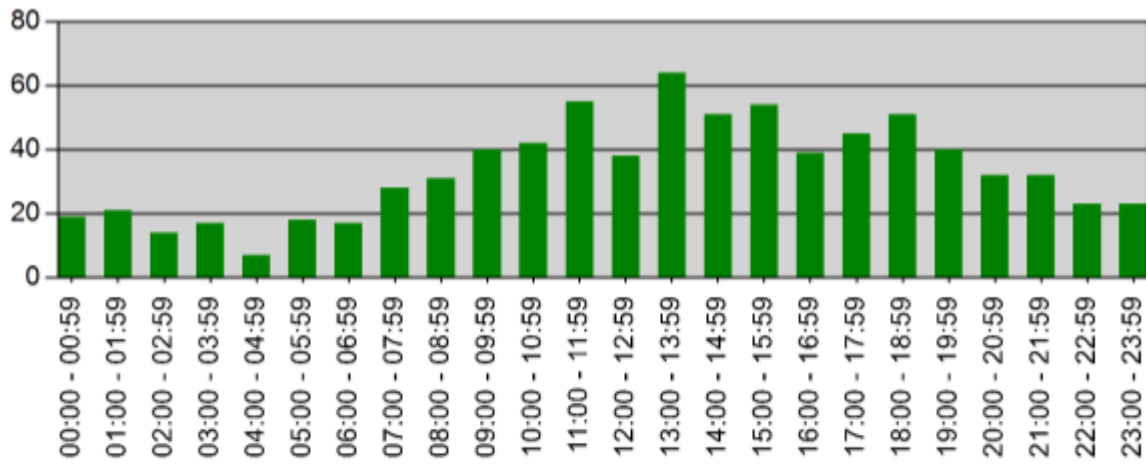


TIME	# INCIDENTS
00:00 - 00:59	7
01:00 - 01:59	11
02:00 - 02:59	6
03:00 - 03:59	8
04:00 - 04:59	3
05:00 - 05:59	7
06:00 - 06:59	8
07:00 - 07:59	12
08:00 - 08:59	10
09:00 - 09:59	23
10:00 - 10:59	15
11:00 - 11:59	27
12:00 - 12:59	17
13:00 - 13:59	30
14:00 - 14:59	21
15:00 - 15:59	25
16:00 - 16:59	23
17:00 - 17:59	14
18:00 - 18:59	17
19:00 - 19:59	22
20:00 - 20:59	17
21:00 - 21:59	18
22:00 - 22:59	10
23:00 - 23:59	8

TIME OF DAY YEAR TO DATE

Incidents by Hour for Apparatus for Date Range

Apparatus: All Apparatus | Start Date: 01/01/2021 | End Date: 02/28/2021



TIME	# INCIDENTS
00:00 - 00:59	19
01:00 - 01:59	21
02:00 - 02:59	14
03:00 - 03:59	17
04:00 - 04:59	7
05:00 - 05:59	18
06:00 - 06:59	17
07:00 - 07:59	28
08:00 - 08:59	31
09:00 - 09:59	40
10:00 - 10:59	42
11:00 - 11:59	55
12:00 - 12:59	38
13:00 - 13:59	64
14:00 - 14:59	51
15:00 - 15:59	54
16:00 - 16:59	39
17:00 - 17:59	45
18:00 - 18:59	51
19:00 - 19:59	40
20:00 - 20:59	32
21:00 - 21:59	32
22:00 - 22:59	23
23:00 - 23:59	23

FIRE PREVENTION

During the month of February, the fire department participated in 9 events that included 1 Birthday drive by, and 1 Car Seat Installation and 7 smoke alarm installations.

TRAINING HOURS

Total MFD Training Hours for February: Total training hours for MFD= 1,109.50