



DECEMBER 2020
MONTHLY REPORT

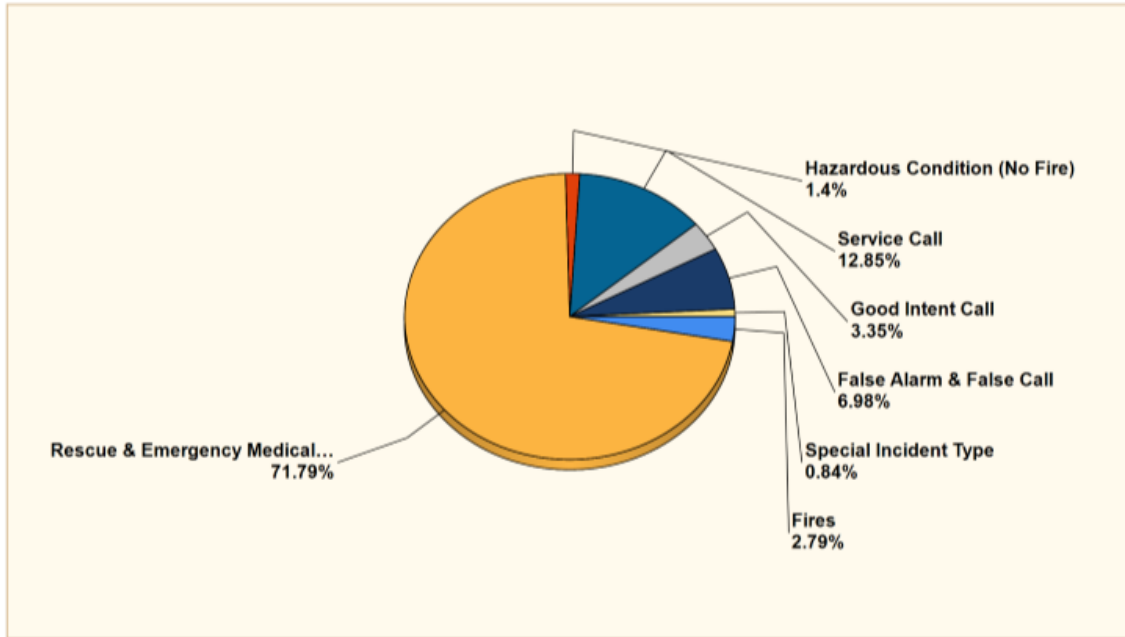
Brian McHone
Fire Chief

CALL VOLUMES

Total Incidents: 358

Breakdown by Major Incident Types for Date Range

Zone(s): All Zones | Start Date: 12/01/2020 | End Date: 12/31/2020



INCIDENT TYPE	CITY	DISTRICT	OUT OF AREA	TOTAL	% OF TOTAL
FIRES	5	5	0	10	2.79%
STRUCTURES		2	0	0	
GRASS		1	1	0	
VEHICLE		1	2	0	
CONFINED		0	2	0	
OTHER		0	0	0	
MUTUAL AID		1	0	0	
OVERPRESSURE	0	0		0	
RESCUE & EMERGENCY MEDICAL SERVICE	151	104	2	257	71.79%
HAZARDOUS CONDITION (NO FIRE)	4	1	0	5	1.40%
SERVICE CALL	25	18	3	46	12.85%
GOOD INTENT CALL	3	7	2	12	3.35%
FALSE ALARM & FALSE CALL	10	15	0	25	6.98%
SPECIAL INCIDENT TYPE	0	3	0	3	0.84%
SEVERE WEATHER & NATURAL DISASTER	0	0	0	0	0.00%
TOTAL	198	153	7	358	100.00%

Fires - 10

 Structure - 2

 340 Cranberry Hill - Loss - \$0 Saved: \$173,565.00

 2 Watch hill Ct. - Loss: \$0 Saved: \$199,210.00

 Grass Fires - 2

 Vehicle Fires - 3

 Confined - 2

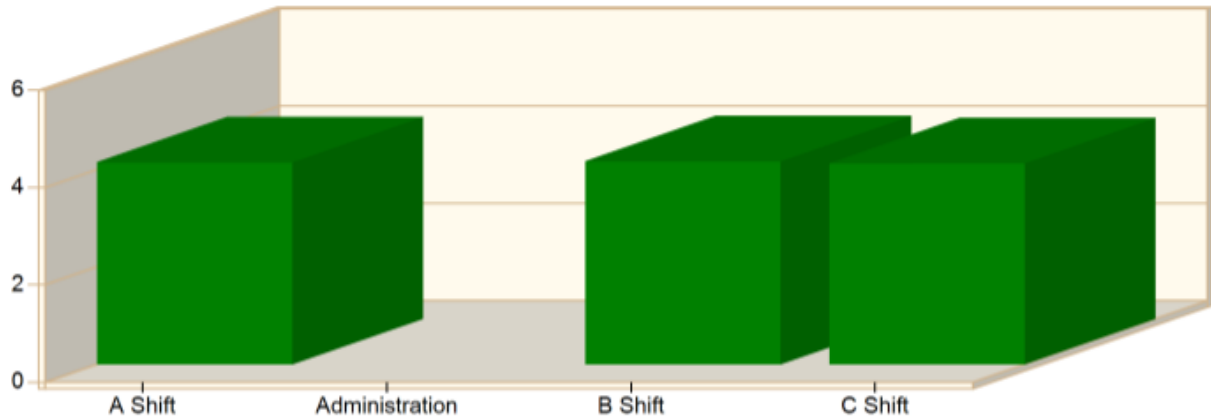
 Other - 0

 Mutual Aid - 1

AVERAGE RESPONSE TIMES

Incident Average Response Time per Shift for Date Range

Start Date: 12/01/2020 | End Date: 12/31/2020

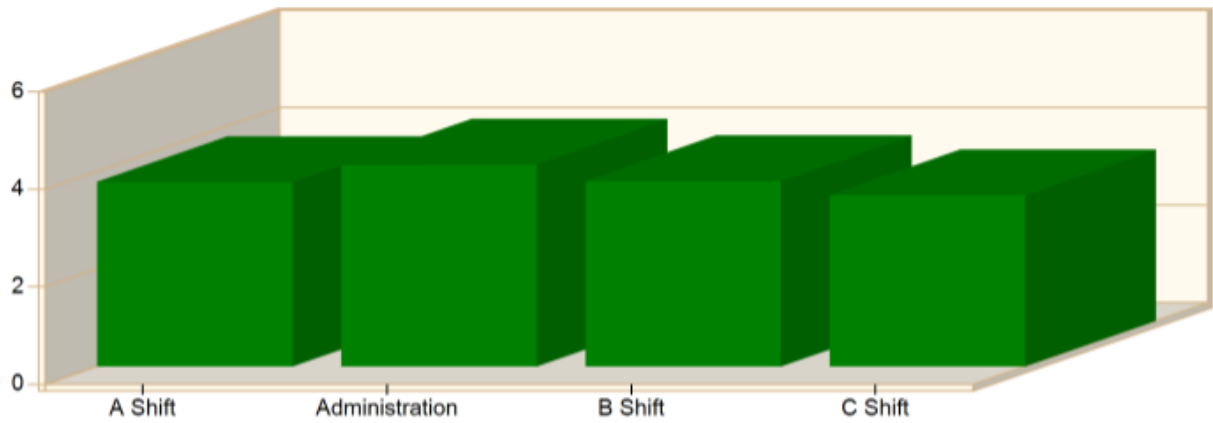


SHIFT	AVERAGE RESPONSE TIME (min) (Dispatch to Arrived)	CALLS
A Shift	4.15	109
Administration	0.00	1
B Shift	4.17	120
C Shift	4.13	128
Total Number of Calls:		358

YEAR TO DATE AVERAGE RESPONSE TIMES

Incident Average Response Time per Shift for Date Range

Start Date: 01/01/2020 | End Date: 12/31/2020

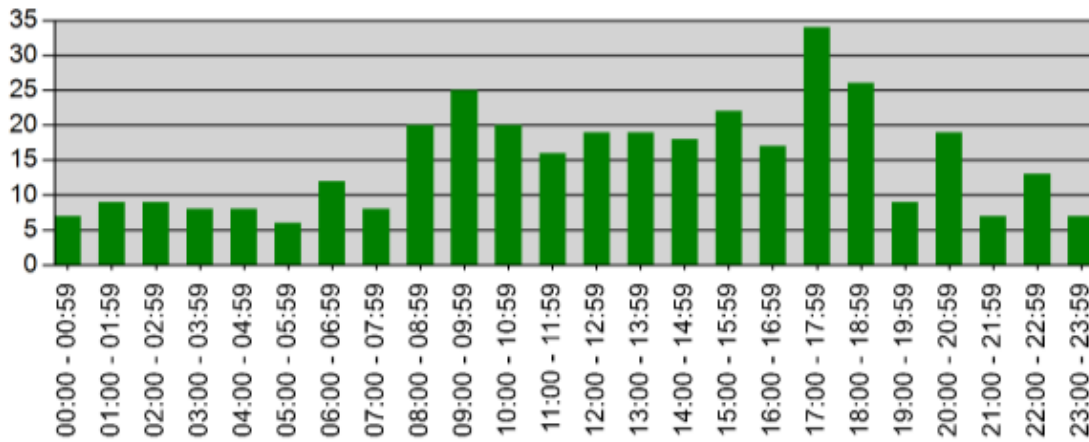


SHIFT	AVERAGE RESPONSE TIME (min) (Dispatch to Arrived)	CALLS
A Shift	3.78	1221
Administration	4.14	30
B Shift	3.80	1280
C Shift	3.51	1219
Total Number of Calls:		3750

TIME OF DAY DECEMBER

Incidents by Hour for Apparatus for Date Range

Apparatus: All Apparatus | Start Date: 12/01/2020 | End Date: 12/31/2020

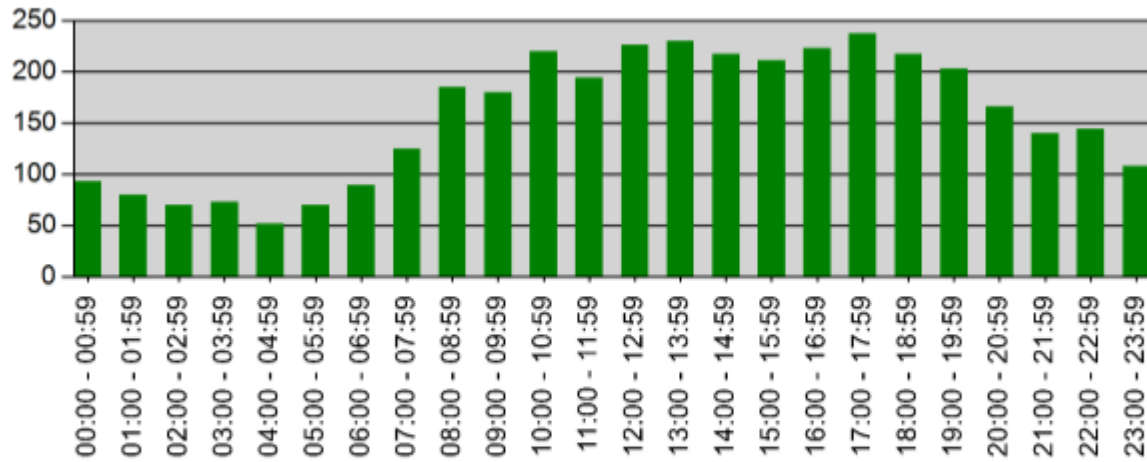


TIME	# INCIDENTS
00:00 - 00:59	7
01:00 - 01:59	9
02:00 - 02:59	9
03:00 - 03:59	8
04:00 - 04:59	8
05:00 - 05:59	6
06:00 - 06:59	12
07:00 - 07:59	8
08:00 - 08:59	20
09:00 - 09:59	25
10:00 - 10:59	20
11:00 - 11:59	16
12:00 - 12:59	19
13:00 - 13:59	19
14:00 - 14:59	18
15:00 - 15:59	22
16:00 - 16:59	17
17:00 - 17:59	34
18:00 - 18:59	26
19:00 - 19:59	9
20:00 - 20:59	19
21:00 - 21:59	7
22:00 - 22:59	13
23:00 - 23:59	7

TIME OF DAY YEAR TO DATE

Incidents by Hour for Apparatus for Date Range

Apparatus: All Apparatus | Start Date: 01/01/2020 | End Date: 12/31/2020



TIME	# INCIDENTS
00:00 - 00:59	93
01:00 - 01:59	80
02:00 - 02:59	70
03:00 - 03:59	73
04:00 - 04:59	52
05:00 - 05:59	70
06:00 - 06:59	89
07:00 - 07:59	125
08:00 - 08:59	185
09:00 - 09:59	180
10:00 - 10:59	220
11:00 - 11:59	194
12:00 - 12:59	226
13:00 - 13:59	230
14:00 - 14:59	217
15:00 - 15:59	211
16:00 - 16:59	223
17:00 - 17:59	237
18:00 - 18:59	217
19:00 - 19:59	203
20:00 - 20:59	166
21:00 - 21:59	140
22:00 - 22:59	144
23:00 - 23:59	108

FIRE PREVENTION

During the month of December, the fire department participated in 4 events that included 1 Station Tour and Safety Talk, and 3 neighborhood Christmas parades.

TRAINING HOURS

Total MFD Training Hours for September: 696.25