



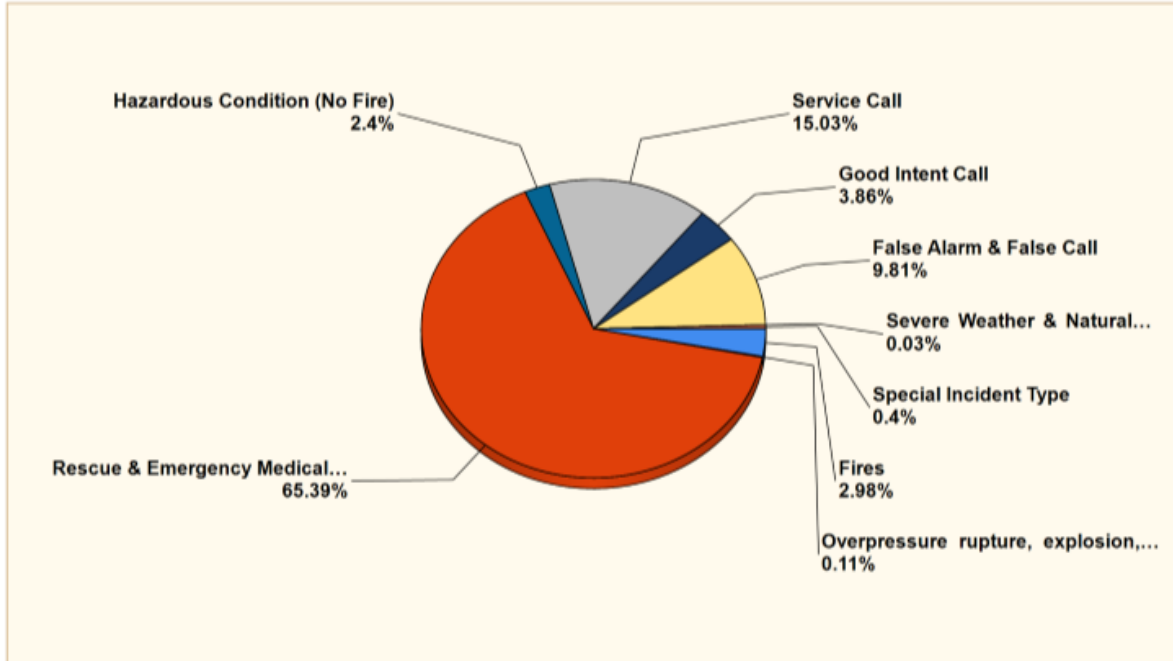
2020
YEAR END REPORT

Brian McHone
Interim Fire Chief

Total Incidents: 3753

Breakdown by Major Incident Types for Date Range

Zone(s): All Zones | Start Date: 01/01/2020 | End Date: 12/31/2020



INCIDENT TYPE	CITY	DISTRICT	OUT OF AREA	TOTAL	% OF TOTAL
FIRES	61	49	2	112	2.98%
STRUCTURES		18	9	1	28
GRASS		24	21	0	45
VEHICLE		11	13	0	24
CONFINED		5	7	0	12
OTHER		1	0	0	1
MUTUAL AID		1	0	1	2
OVERPRESSURE	3	1	0	4	
RESCUE & EMERGENCY MEDICAL SERVICE	1563	878	13	2454	65.39%
HAZARDOUS CONDITION (NO FIRE)	62	27	1	90	2.40%
SERVICE CALL	380	170	14	564	15.03%
GOOD INTENT CALL	75	61	8	145	3.86%
FALSE ALARM & FALSE CALL	192	173	4	368	9.81%
SPECIAL INCIDENT TYPE	9	6	0	15	0.40%
SEVERE WEATHER & NATURAL DISASTER	0	0	1	1	0.03%
TOTAL	2345	1365	44	3753	100.00%

Fires - 112
Structures - 28

TOTAL DOLLAR LOSS- \$2,313,205.00 TOTAL DOLLAR SAVED - \$2,189,757.00

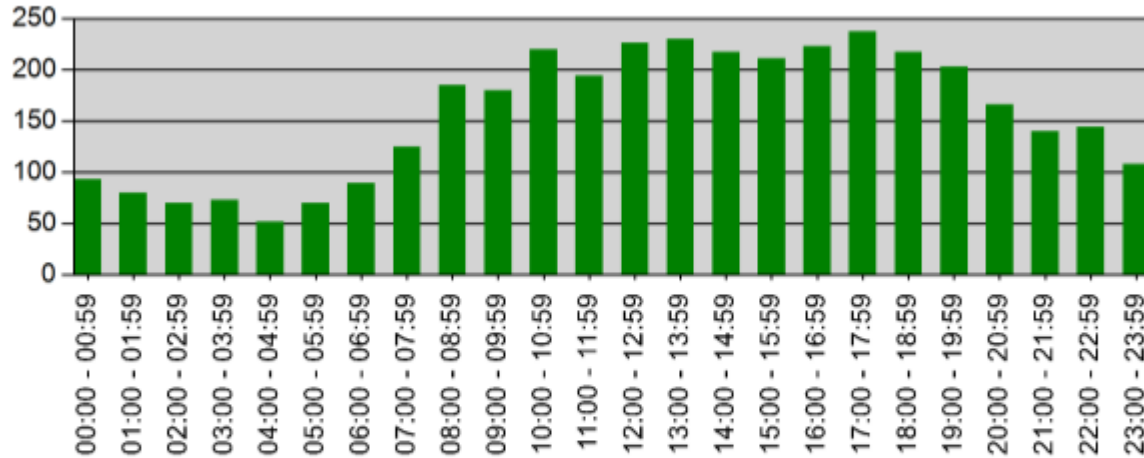
Grass Fires –
Vehicle Fires -
Confined –
Other –
Mutual Aid –

CALL VOLUMES

TIME OF DAY CALLS

Incidents by Hour for Apparatus for Date Range

Apparatus: All Apparatus | Start Date: 01/01/2020 | End Date: 12/31/2020

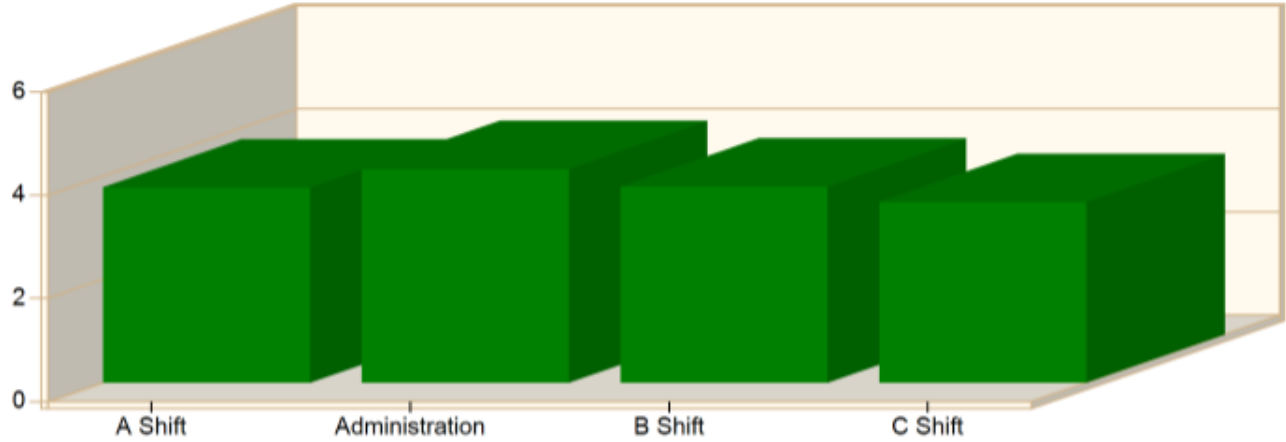


TIME	# INCIDENTS
00:00 - 00:59	93
01:00 - 01:59	80
02:00 - 02:59	70
03:00 - 03:59	73
04:00 - 04:59	52
05:00 - 05:59	70
06:00 - 06:59	89
07:00 - 07:59	125
08:00 - 08:59	185
09:00 - 09:59	180
10:00 - 10:59	220
11:00 - 11:59	194
12:00 - 12:59	226
13:00 - 13:59	230
14:00 - 14:59	217
15:00 - 15:59	211
16:00 - 16:59	223
17:00 - 17:59	237
18:00 - 18:59	217
19:00 - 19:59	203
20:00 - 20:59	166
21:00 - 21:59	140
22:00 - 22:59	144
23:00 - 23:59	108

AVERAGE RESPONSE TIMES

Incident Average Response Time per Shift for Date Range

Start Date: 01/01/2020 | End Date: 12/31/2020



SHIFT	AVERAGE RESPONSE TIME (min) (Dispatch to Arrived)	CALLS
A Shift	3.78	1221
Administration	4.14	30
B Shift	3.80	1280
C Shift	3.50	1219
Total Number of Calls:		3750

CODES ENFORCEMENT/FIRE PREVENTION

TOTAL INSPECTIONS -911

CITY - 600 66%

DISTRICT - 311 35%

CONFERENCES - **358**

New Construction/ New Businesses

TOTAL# NEW/CONSTRUCT/NEW BUSINESSES - 122

FIRE PREVENTION

TOTAL # EVENTS - 156

P.Shows/Tours/	-	14
Smoke Det. Inst.	-	62
CPR Classes	-	3
Fire Ext. Classes	-	2
Car Seat Inst.	-	21
City Events	-	4
Med. Standby	-	28
Other	-	22

TRAINING

Total Training Hours for **11,787**

2020 Total hours for A-Shift	3,852.25
B-Shift	3,634.50
C-Shift	4,3001.25